



# Q-railing rekkverk

## REKKVERKSMODELLER




Side 6-9



## DELESYSTEM



Side 10-119









# Indeks

## Våre selgere

### DELESYSTEM

10		Rekkverksmodeller	6
		Easy Glass® Slim	10
		Easy Glass® system	20
		Bend / Adaptere	26
		Vangefeste / Festemateriell	32
26		Tre-håndløper	39
		Rekkverksstolper	44
		Tilbehør	54
39		Glassadaptere	58
		Endelokk	70
		Håndløperholdere	76
		Glassklemmer	104
104		Gummiinnlegg	118
		Skruer / verktøy	120
		Rør / Bolter	130
		Glass	1

### SERTIFISERINGER

Sertifiseringer	56
Tester	102

Sink	Sink
304	304 Rustfritt stål
316	316 Rustfritt stål
2205	2205 Rustfritt stål

OUTDOOR	Til utendørs bruk
INDOOR	Til innendørs bruk

BØRSTET	Overflate
---------	-----------

Rør - flat	Ekstra produktinformasjon
------------	---------------------------


 Pakningsstørrelse


 Nytt produkt


 Designprodukt

 Beregnet for skruing (sekskantnøkkel)


 Beregnet for skruing (fastnøkkel)


 C-nøkkel

 Skrutrekker

 Sveisedeler

 Beregnet for liming

 Benytt trelim


 Slås på plass (Easy Hit®)

 IP66

IP66 Ingressbeskyttelse

 Bestillingsinfo for kompatible produkter

 AbP-merke (Allgemeines bauaufsichtliches Prüfzeugnis)

 ETB-godkjent

 AbZ-godkjent (Allgemeine bauaufsichtliche Zulassung)


 Testet i henhold til EN 12600

 Testet i henhold til British Standard 6180


 CSTB


 feroplan

 Testet i henhold til NEN6702 (NEN-EN 1991-1-1)

 LGA Typen geprüft

 Test resultater på side 102

 \* 90° hjørne ikke mulig


 Q5-1 120 Anbefalt Q-screw, se side 120

 Q-22 Anbefalt Q-tool



Management System  
ISO 9001:2008

www.tuv.com  
ID 9105072449



## **VI LOVER DEG**

Attraktive, gjennontenkte og nøye testede produkter av høyeste kvalitet, som vil gjøre arbeidet ditt maksimalt enkelt. Om ønskelig, kan vi forhåndsmontere nødvendige komponenter, eller bøye rør. Dette er Q-railing.

Vi i Q-railing jobber for å gjøre ting enklere for deg. Våre produkter pakkes i et hygienisk miljø, og gjennomgår kvalitets- og holdbarhetstester i Tyskland. Med sentrallager ved vårt hovedkontor i Tyskland og stort lager i Storbritannia, lagerfører vi over 2300 artikler. Bestiller du før kl 10.00, blir varene sendt samme dag. Vi har også ansatte du kan kontakte pr. telefon, faks eller e-post hvis du har spørsmål.

**Q-railing®**



# Rekkverksmodeller

## REKKVERKSMODELLER MED GLASS

MODELL 0913 REKKVERK MED GLASS HØYDE 1000 mm



304

INDOOR

Pris pr meter på forespørsel



316

OUTDOOR

Pris pr meter på forespørsel



Rekkverk med runde rør  
(Ø 42,4 mm)  
Håndløperholder  
Endeplugger

Glassklemmer  
Glass 8,76 mm varmeforsterket  
Laminert med slipte kanter  
Gulvfeste

MODELL 0913-1 REKKVERK MED GLASS, VANGEMONTERT HØYDE 1000 mm



MOD 0913-1

304

INDOOR

Pris pr meter på forespørsel



MOD 0913-1

316

OUTDOOR

Pris pr meter på forespørsel



Rekkverk med runde rør  
(Ø 42,4 mm)  
Håndløperholder  
Endeplugger

Glassklemmer  
Glass 8,76 mm varmemforsterket  
Laminert med slipte kanter

MODELL 0551 REKKVERK MED GLASS, VANGEMONTERT HØYDE 1000 mm



304

INDOOR

Pris pr meter på forespørsel



316

OUTDOOR

Pris pr meter på forespørsel



Rekkverk med runde rør  
(Ø 42,4 mm)  
Håndløperholder  
Endeplugger

Glassklemmer  
Glass 8,76 mm varmemforsterket  
Laminert med slipte kanter

**MODELL 4913 REKKVERK MED GLASS HØYDE 1000 mm**



**304**

**INDOOR**

Pris pr meter på forespørsel



**316**

**OUTDOOR**



Rekkverk med firkantrør  
(40x40 mm)  
Håndløperholder  
Endeplugger

Glassklemmer  
Glass 8,76 mm varmekerkerket  
Laminert med slipte kanter  
Gulvfeste

**MODELL 4913-1 REKKVERK MED GLASS, VANGEMONTERT HØYDE 1000 mm**



**MOD 4913-1**

**304**

**INDOOR**

Pris pr meter på forespørsel



**MOD 4913-1**

**316**

**OUTDOOR**

Pris pr meter på forespørsel



Rekkverk med firkantrør  
(40x40 mm)  
Håndløperholder  
Endeplugger

Glassklemmer  
Glass 8,76 mm varmekerkerket  
laminert

MODELL 0747 REKKVERK MED GLASS, VANGEMONTERT HØYDE 1000 mm



304

INDOOR

Pris pr meter på foresørsel



MOD 0747

316

OUTDOOR

Pris pr meter på foresørsel



Håndløperholder med  
runde rør (Ø42,4 mm)  
Endeplugger

Glass 16,76 mm varmfesterket  
Laminert med slippede kanter

MODELL 8000 REKKVERK MED GLASS HØYDE 1000 mm



304

INDOOR

Pris pr meter på foresørsel



316

OUTDOOR

Pris pr meter på foresørsel



Rekkverk med runde rør  
(Ø 42,4 mm)  
Håndløperholder  
Endeplugger

Glassklemmer  
Glass 8,76 mm varmfesterket  
Laminert med slippede kanter  
Gulvfeste





GOEDKEURING  
VOLGENS BOUWBESLUIT  
**NEN 6702**  
NEN-EN 1991-1-1

APPROVED  
to **BS 6180**


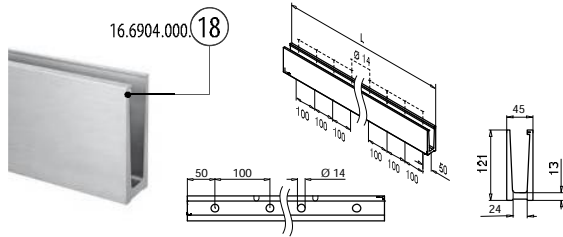


## Easy Glass® Slim

Lett og sikker, for lettere nærings- og boligformål.

## Easy Glass® Slim – Bunnprofil, toppmontert

15 µ eloksering



Aluminium

Rustfri effekt

INDOOR

16.6904.501.18 QS-36 120-> L = 5000 mm

Aluminium

Rustfri effekt

OUTDOOR

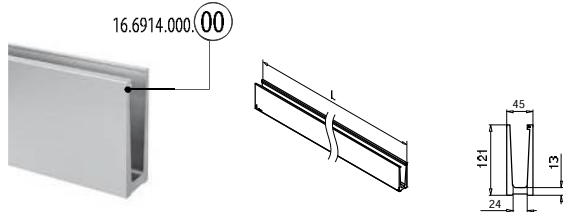
16.6904.000.18 QS-519 120-> L = 2500 mm

16.6904.500.18 QS-519 120-> L = 5000 mm



Ikke eloksering

Uten hull



Aluminium

Ubehandlet

INDOOR

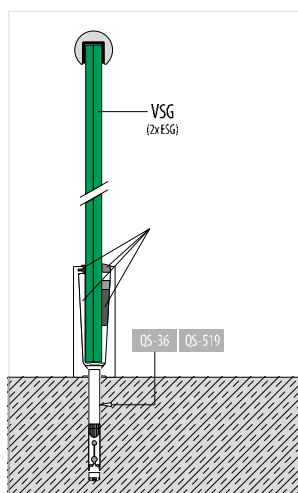
16.6914.500.00 L = 5000 mm



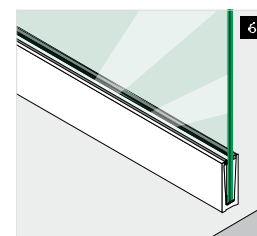
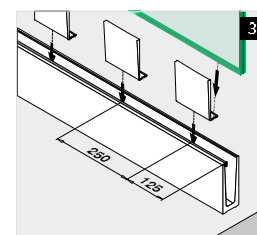
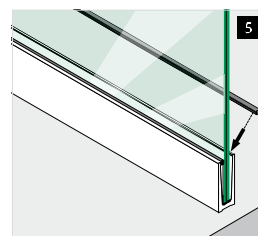
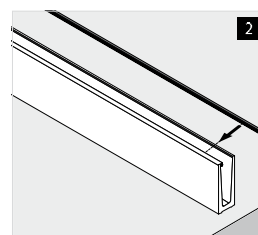
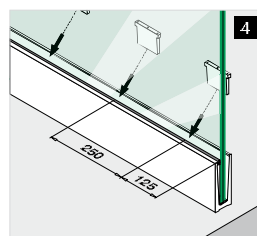
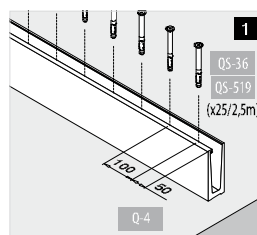
### Safety Wedge System:

Glasset blir klemt. Ikke behov for skruer

Q-INFO MOD 6904



VSG (2xESG): Herdet / laminert glass  
ESG: Herdet glass



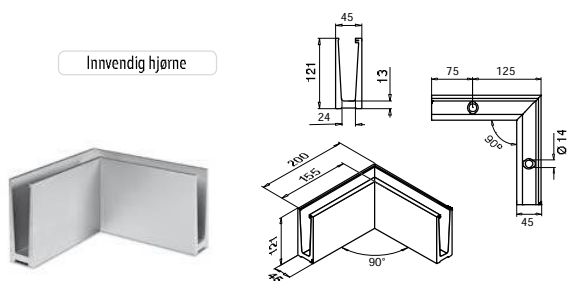
Vær oppmerksom på spesifikasjoner som gjelder montering og glassdimensjonering, se de respektive sertifikater på forrige side.

	T	
19.6904.012.00	12	L = 2500 mm
19.6904.013.00	12,76 (6 - 0,76 - 6)	L = 2500 mm
19.6904.014.00	13,52 (6 - 1,52 - 6)	L = 2500 mm
19.6904.015.00	15	L = 2500 mm
19.6904.017.00	16,76 (8 - 0,76 - 8)	L = 2500 mm
19.6904.018.00	17,52 (8 - 1,52 - 8)	L = 2500 mm
19.6904.019.00	19	L = 2500 mm
19.6904.021.00	20,76 (10 - 0,76 - 10)	L = 2500 mm
19.6904.022.00	21,52 (10 - 1,52 - 10)	L = 2500 mm

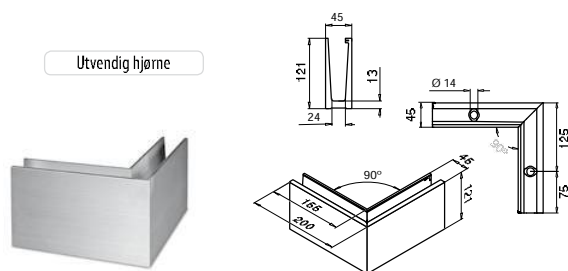
19.6904.912.00	12	L = 5000 mm
19.6904.913.00	12,76 (6 - 0,76 - 6)	L = 5000 mm
19.6904.914.00	13,52 (6 - 1,52 - 6)	L = 5000 mm
19.6904.915.00	15	L = 5000 mm
19.6904.917.00	16,76 (8 - 0,76 - 8)	L = 5000 mm
19.6904.918.00	17,52 (8 - 1,52 - 8)	L = 5000 mm
19.6904.919.00	19	L = 5000 mm
19.6904.921.00	20,76 (10 - 0,76 - 10)	L = 5000 mm
19.6904.922.00	21,52 (10 - 1,52 - 10)	L = 5000 mm

19.6904.512.00	12	L = 25 m
19.6904.513.00	12,76 (6 - 0,76 - 6)	L = 25 m
19.6904.514.00	13,52 (6 - 1,52 - 6)	L = 25 m
19.6904.515.00	15	L = 25 m
19.6904.517.00	16,76 (8 - 0,76 - 8)	L = 25 m
19.6904.518.00	17,52 (8 - 1,52 - 8)	L = 25 m
19.6904.519.00	19	L = 25 m
19.6904.521.00	20,76 (10 - 0,76 - 10)	L = 25 m
19.6904.522.00	21,52 (10 - 1,52 - 10)	L = 25 m

Easy Glass® Slim – Hjørner, toppmontert



<b>Aluminium</b>	<b>Rustfri effekt</b>		
<b>OUTDOOR</b>			
16.6313.004.18	Q5-519	120->	1



<b>Aluminium</b>	<b>Rustfri effekt</b>		
<b>OUTDOOR</b>			
16.6314.004.18	Q5-519	120->	1



<b>304</b>	
<b>INDOOR</b>	L = 2500 mm
13.6920.004.12	
<b>316</b>	
<b>OUTDOOR</b>	L = 5000 mm
14.6920.504.12	

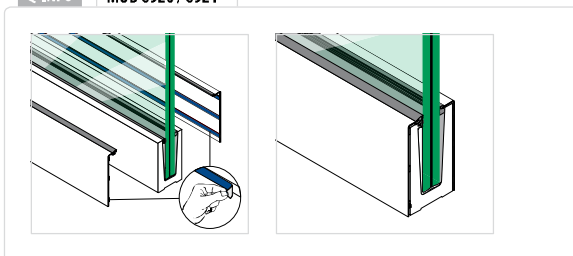


<b>304</b>	<b>T</b>	
<b>INDOOR</b>		L = 2500 mm
13.6921.124.12	12	L = 2500 mm
13.6921.134.12	12,76 - 13,52	L = 2500 mm
13.6921.154.12	15	L = 2500 mm
13.6921.174.12	16,76 - 17,52	L = 2500 mm
13.6921.194.12	19	L = 2500 mm
13.6921.214.12	20,76 - 21,52	L = 2500 mm

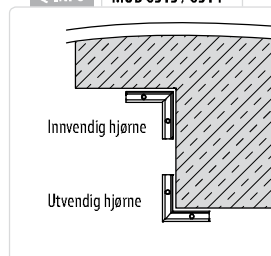
<b>316</b>	<b>T</b>	
<b>OUTDOOR</b>		L = 5000 mm
14.6922.124.12	12	L = 5000 mm
14.6922.134.12	12,76 - 13,52	L = 5000 mm
14.6922.174.12	16,76 - 17,52	L = 5000 mm
14.6922.214.12	20,76 - 21,52	L = 5000 mm



Q-INFO MOD 6920 / 6921

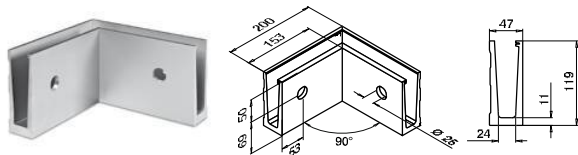


Q-INFO MOD 6313 / 6314



## Easy Glass® Slim – Hjørner, sidemontert

Innvendig hjørne



**Aluminium**

**Rustfri effekt**

**OUTDOOR**

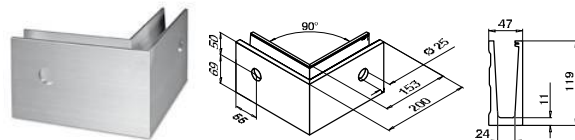
16.6315.005.18

QS-519 120->

1



Utvendig hjørne



**Aluminium**

**Rustfri effekt**

**OUTDOOR**

16.6316.005.18

QS-520 120->

1



## Easy Glass® Slim – Dekkskinne, sidemontert

Dekkskinne - forside



**304**

**INDOOR**

13.6920.005.12

L = 2500 mm

**316**

**OUTDOOR**

14.6920.505.12

L = 5000 mm

NEW

Dekkskinne - bakside



**Aluminium**

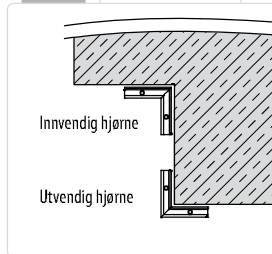
**Rustfri effekt**

**OUTDOOR**

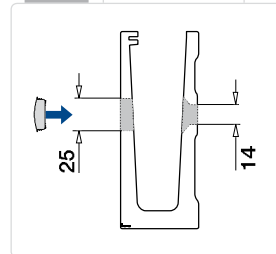
16.6920.005.18

L = 2500 mm

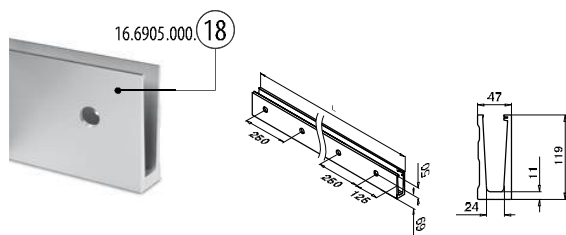
Q-INFO MOD 6315 / 6316



Q-INFO MOD 6315 / 6316



## Easy Glass® Slim – Bunnprofil, sidemontert



**Aluminium**

**Rustfri effekt**

**OUTDOOR**

16.6905.000.18

QS-36 120-> / QS-519 120->

L = 2500 mm

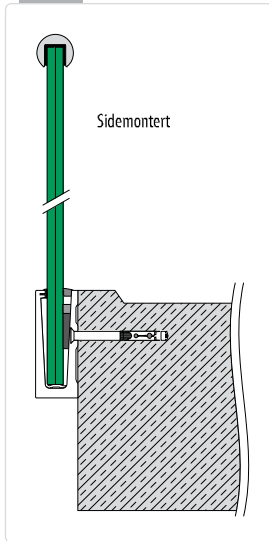
16.6905.500.18

QS-36 120-> / QS-519 120->

L = 5000 mm

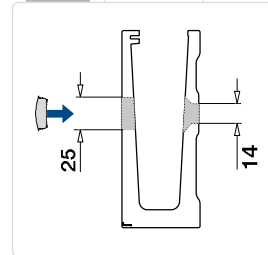


Q-INFO



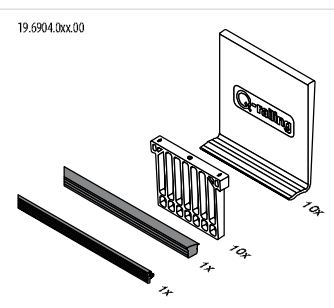
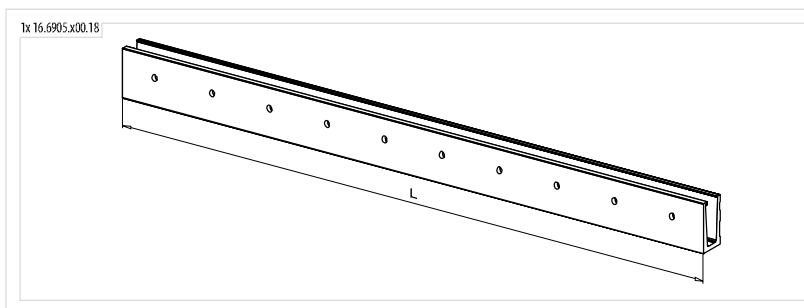
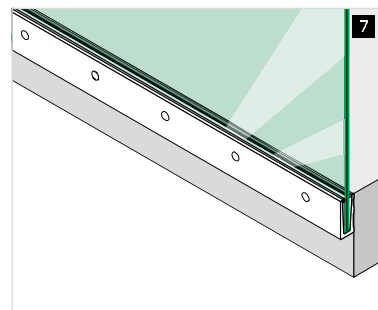
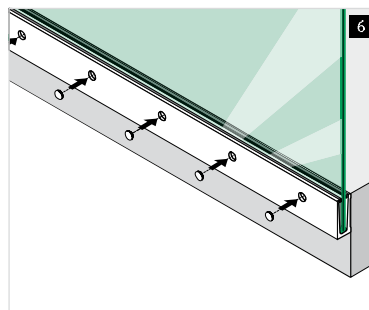
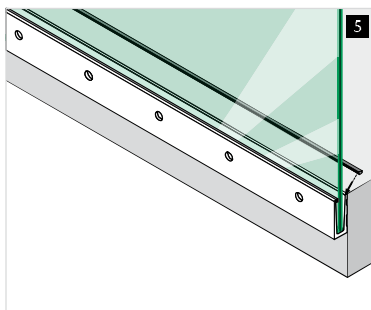
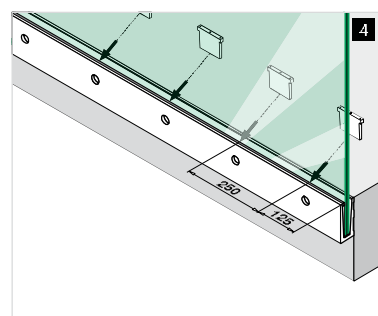
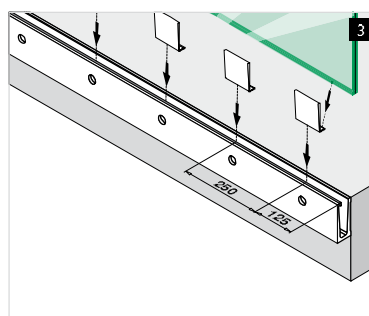
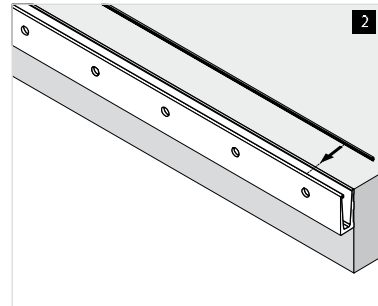
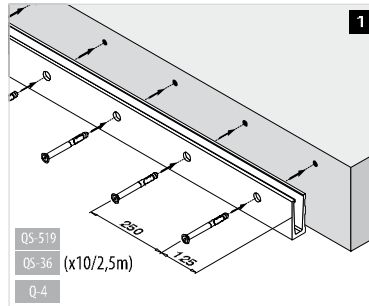
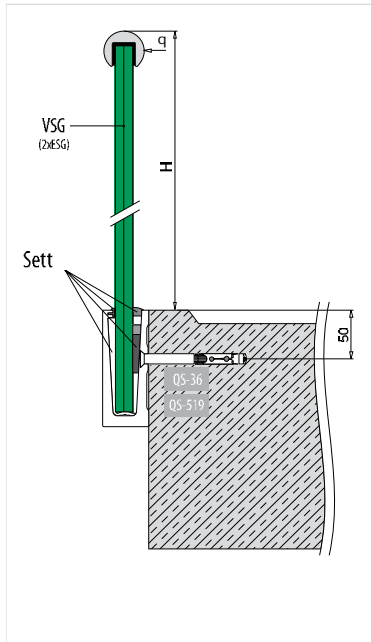
Q-INFO

MOD 6905



Q-INFO MOD 6905

Sidemontert



VSG (2xESG): Herdet / laminert glass  
ESG: Herdet glass

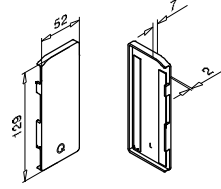
Vær oppmerksom på spesifikasjoner som gjelder montering og glassdimensjonering, se de respektive sertifikater på side 10.



Easy Glass® Slim – Endelokk, sidemontert



For alu dekkskinne  
Venstre



MOD 6734

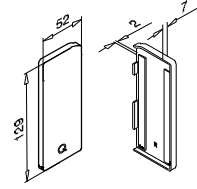
Aluminium Rustfri effekt  
OUTDOOR

16.6734.105.18

1



For alu dekkskinne  
Høyre

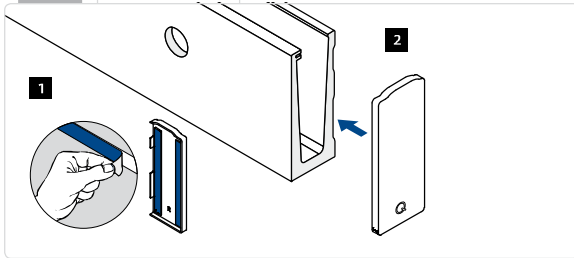


Aluminium Rustfri effekt  
OUTDOOR

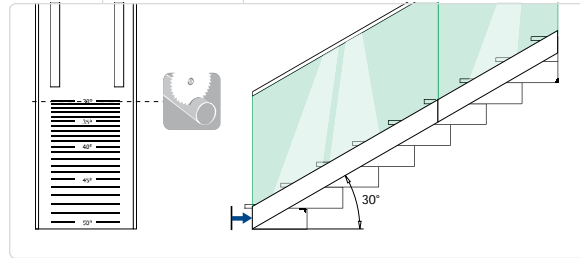
16.6735.105.18

1

Q-INFO MOD 6734 / 6735



MOD 6736 / 6737



Easy Glass® Slim – Dekkløkk, sidemontert

Benyttes uten  
dekkskinne



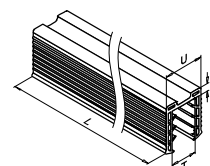
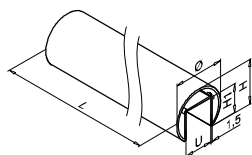
Aluminium  
OUTDOOR

24.6922.007.36

10



**BØRSTET** Easy Glass® SYSTEM – U-profiler, runde



Ø 42,4 mm

304					
INDOOR	Ø	U	H	H1	
13.6925.042.12	42,4	24	37	24	L = 2500 mm
13.6920.042.12	42,4	24	37	24	L = 5000 mm
316					
OUTDOOR	Ø	U	H	H1	
14.6925.042.12	42,4	24	37	24	L = 2500 mm
14.6920.042.12	42,4	24	37	24	L = 5000 mm

Ø 48,3 mm

304					
INDOOR	Ø	U	H	H1	
13.6925.048.12	48,3	27	42,6	30	L = 2500 mm
13.6920.048.12	48,3	27	42,6	30	L = 5000 mm
316					
OUTDOOR	Ø	U	H	H1	
14.6925.048.12	48,3	27	42,6	30	L = 2500 mm
14.6920.048.12	48,3	27	42,6	30	L = 5000 mm

Ø 60,3 mm

304					
INDOOR	Ø	U	H	H1	
13.6925.060.12	60,3	34	53	34	L = 2500 mm
13.6920.060.12	60,3	34	53	34	L = 5000 mm
316					
OUTDOOR	Ø	U	H	H1	
14.6925.060.12	60,3	34	53	34	L = 2500 mm
14.6920.060.12	60,3	34	53	34	L = 5000 mm



Ø 42,4 mm

	U	T	
19.5042.208.00	24	8 - 11	L = 2500 mm
19.5042.211.00	24	11,5 - 13,5	L = 2500 mm
19.5042.215.00	24	15	L = 2500 mm
19.5042.216.00	24	16 - 17,5	L = 2500 mm
19.5042.219.00	24	19	L = 2500 mm
19.5042.222.00	24	20 - 21,5	L = 2500 mm
19.5042.008.00	24	8 - 11	L = 5000 mm
19.5042.011.00	24	11,5 - 13,5	L = 5000 mm
19.5042.015.00	24	15	L = 5000 mm
19.5042.016.00	24	16 - 17,5	L = 5000 mm
19.5042.019.00	24	19	L = 5000 mm
19.5042.022.00	24	20 - 21,5	L = 5000 mm
19.5042.508.00	24	8 - 11	L = 25 m
19.5042.511.00	24	11,5 - 13,5	L = 25 m
19.5042.515.00	24	15	L = 25 m
19.5042.516.00	24	16 - 17,5	L = 25 m
19.5042.519.00	24	19	L = 25 m
19.5042.522.00	24	20 - 21,5	L = 25 m

Ø 48,3 mm

	U	T	
19.5048.008.00	27	8 - 11	L = 5000 mm
19.5048.011.00	27	11,5 - 13,5	L = 5000 mm
19.5048.015.00	27	15 - 17,5	L = 5000 mm
19.5048.019.00	27	19	L = 5000 mm
19.5048.022.00	27	20,5 - 21,5	L = 5000 mm

Ø 60,3 mm

	U	T	
19.5060.008.00	34	8 - 11	L = 5000 mm
19.5060.011.00	34	11,5 - 13,5	L = 5000 mm
19.5060.016.00	34	16 - 17,5	L = 5000 mm
19.5060.019.00	34	19	L = 5000 mm
19.5060.022.00	34	20,5 - 21,5	L = 5000 mm
19.5060.024.00	34	24,76 - 25,52	L = 5000 mm
19.5060.031.00	34	31,52	L = 5000 mm



Q-INFO

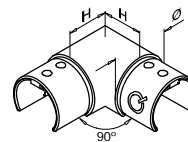
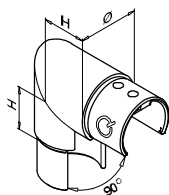
**Q-21**  
Q-glue  
50 ml  
19.1331.000.00

Q-INFO

**Q-23**  
Q-cleaner  
300 ml  
19.0601.000.00

Q-INFO

**Q-22**  
Q-ultra-clean  
500 ml  
19.0610.000.00

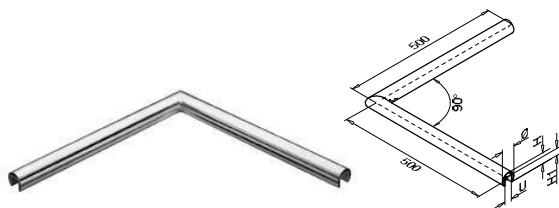


304			
INDOOR	Ø	H	
13.6303.042.12	42,4 x 1,5	30	2
13.6303.048.12	48,3 x 1,5	35	2
13.6303.060.12	60,3 x 1,5	40	2

316			
OUTDOOR	Ø	H	
14.6303.042.12	42,4 x 1,5	30	2
14.6303.048.12	48,3 x 1,5	35	2

304			
INDOOR	Ø	H	
13.6313.042.12	42,4 x 1,5	30	2
13.6313.048.12	48,3 x 1,5	35	2
13.6313.060.12	60,3 x 1,5	40	2

316			
OUTDOOR	Ø	H	
14.6313.042.12	42,4 x 1,5	30	2
14.6313.048.12	48,3 x 1,5	35	2



316		
OUTDOOR	Ø	
14.6320.042.12	42,4 x 1,5	1
14.6320.048.12	48,3 x 1,5	1



25–55°  
Nedover



25–55°

304			
INDOOR	Ø	H	
13.6302.042.12	42,4 x 1,5	30	2
13.6302.048.12	48,3 x 1,5	35	2
13.6302.060.12	60,3 x 1,5	40	2

316			
OUTDOOR	Ø	H	
14.6302.042.12	42,4 x 1,5	30	2
14.6302.048.12	48,3 x 1,5	35	2

304			
INDOOR	Ø	H	
13.6312.042.12	42,4 x 1,5	30	2
13.6312.048.12	48,3 x 1,5	35	2
13.6312.060.12	60,3 x 1,5	40	2

316			
OUTDOOR	Ø	H	
14.6312.042.12	42,4 x 1,5	30	2
14.6312.048.12	48,3 x 1,5	35	2



Q-INFO



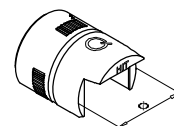
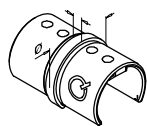
Q-21  
Q-glue  
50 ml  
19.1331.000.00



Q-Video



**BØRSTET** Easy Glass® SYSTEM – Koblinger, runde



304		
INDOOR	Ø	
13.6790.042.12	42,4 x 1,5	2
13.6790.048.12	48,3 x 1,5	2
13.6790.060.12	60,3 x 1,5	2
316		
OUTDOOR	Ø	
14.6790.042.12	42,4 x 1,5	2
14.6790.048.12	48,3 x 1,5	2

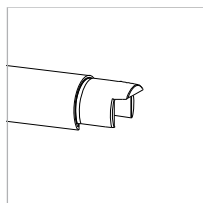
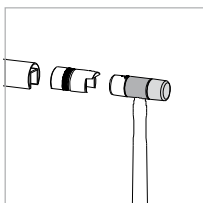


- EASY HIT®

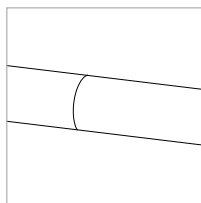
304		
INDOOR	Ø	
13.6792.042.00	42,4 x 1,5	2
13.6792.048.00	48,3 x 1,5	2
13.6792.060.00	60,3 x 1,5	2
316		
OUTDOOR	Ø	
14.6792.042.00	42,4 x 1,5	2
14.6792.048.00	48,3 x 1,5	2
14.6792.060.00	60,3 x 1,5	2



Q-INFO MOD 6792



Q-21  
Q-glu  
50 ml  
19.1331.000.00



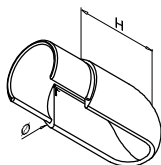
Q-INFO

**EASY HIT®**

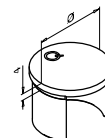


U-profiler / håndløpere

**BØRSTET** Easy Glass® SYSTEM – Endeavslutninger, runde

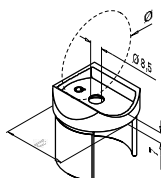


316				
OUTDOOR	Ø	H		€/Stk.
14.6738.042.12	42,4 x 1,5	60	2	22,40
14.6738.048.12	48,3 x 1,5	65	2	28,90



304				
INDOOR	Ø	H		€/Stk.
13.6732.042.12	42,4 x 1,5	60	2	8,80
13.6732.048.12	48,3 x 1,5	65	2	9,95
13.6732.060.12	60,3 x 1,5	70	2	12,50

316				
OUTDOOR	Ø	H		€/Stk.
14.6732.042.12	42,4 x 1,5	60	2	10,10
14.6732.048.12	48,3 x 1,5	65	2	11,65

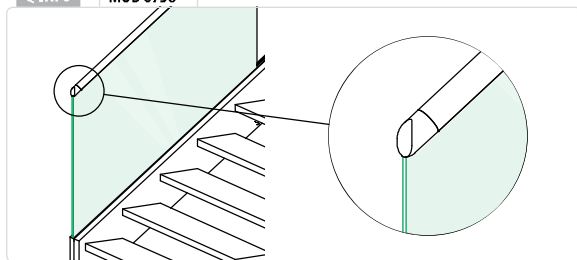


304				
INDOOR	Ø	D		€/Stk.
13.6727.042.12	42,4	42,4 x 1,5	2	13,35

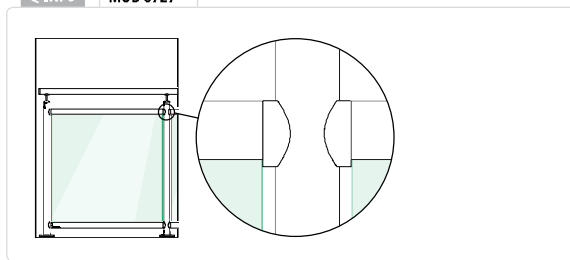
316				
OUTDOOR	Ø	D		€/Stk.
14.6727.042.12	42,4	42,4 x 1,5	2	14,80



Q-INFO MOD 6738



Q-INFO MOD 6727



Q-INFO



Q-INFO



Q-INFO





# Easy Glass® system

U-profiler / håndløper i tre

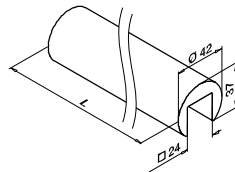
TRE

Easy Glass® SYSTEM – U-profiler, runde

Tre er et naturprodukt. Farven kan variere.



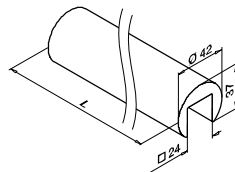
- Bøk, lakkert



TRE	INDOOR	Ø	L
20.6925.042.40		42,0	L = 2500 mm



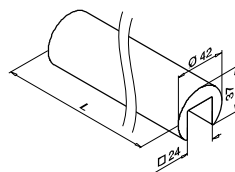
- Eik, lakkert



TRE	INDOOR	Ø	L
20.6925.042.43		42,0	L = 2500 mm



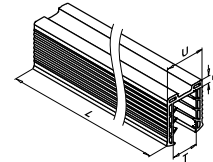
- Bøk, P11 beiset og lakkert



TRE	INDOOR	Ø	L
20.6925.042.41		42,0	L = 2500 mm



- Ø 42,0 mm



	U	T	L
19.5042.208.00	24	8 - 11	L = 2500 mm
19.5042.211.00	24	11,5 - 13,5	L = 2500 mm
19.5042.215.00	24	15	L = 2500 mm
19.5042.216.00	24	16 - 17,5	L = 2500 mm
19.5042.219.00	24	19	L = 2500 mm
19.5042.222.00	24	20 - 21,5	L = 2500 mm

19.5042.008.00	24	8 - 11	L = 5000 mm
19.5042.011.00	24	11,5 - 13,5	L = 5000 mm
19.5042.015.00	24	15	L = 5000 mm
19.5042.016.00	24	16 - 17,5	L = 5000 mm
19.5042.019.00	24	19	L = 5000 mm
19.5042.022.00	24	20 - 21,5	L = 5000 mm

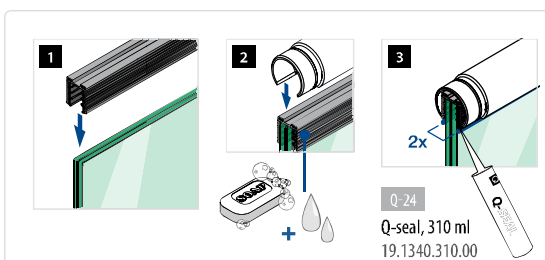
19.5042.508.00	24	8 - 11	L = 25 m
19.5042.511.00	24	11,5 - 13,5	L = 25 m
19.5042.515.00	24	15	L = 25 m
19.5042.516.00	24	16 - 17,5	L = 25 m
19.5042.519.00	24	19	L = 25 m
19.5042.522.00	24	20 - 21,5	L = 25 m

Q-seal

Glass-silikon, farge sort  
munnstykke inkludert



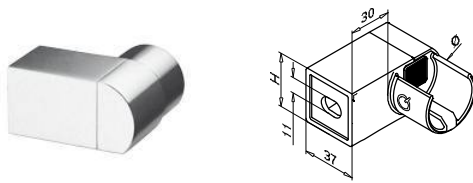
	Q	Q	L
19.1340.310.00	Q-24	310 ml = ca. 11,40 m	1



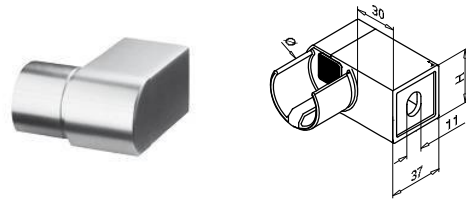
U-profiler / håndløpere

BØRSTET

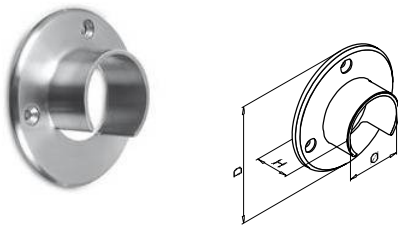
Easy Glass® SYSTEM – Fransk balkong



316					
OUTDOOR	Ø	H			
14.6507.042.12	42,4	37	OS-64	120->	2
14.6507.048.12	48,3	43	OS-64	120->	2



316					
OUTDOOR	Ø	H			
14.6508.042.12	42,4	37	OS-64	120->	2
14.6508.048.12	48,3	43	OS-64	120->	2

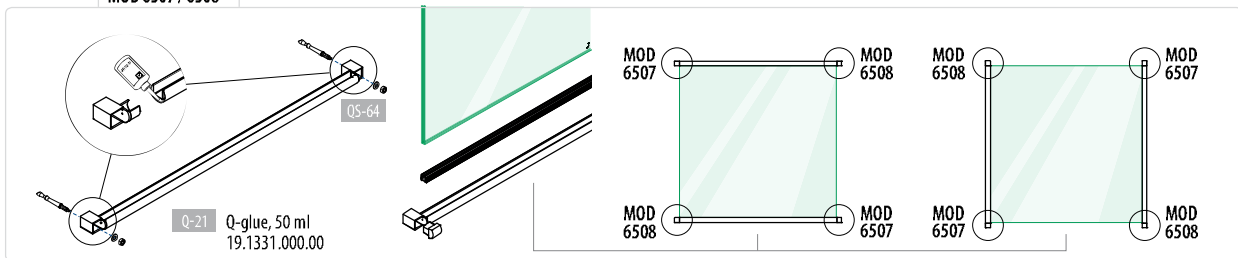


304						
INDOOR	Ø	D	H			€/Stk.
13.6505.042.12	42,4	90	30	OS-5	120->	2 12,45
13.6505.048.12	48,3	95	35	OS-5	120->	2 14,85
13.6505.060.12	60,3	107	35	OS-5	120->	2 20,25

316						
OUTDOOR	Ø	D	H			€/Stk.
14.6505.042.12	42,4	90	30	OS-6	120->	2 15,55
14.6505.048.12	48,3	95	35	OS-6	120->	2 18,65



MOD 6507 / 6508



Q-INFO



Q-INFO

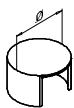


Q-INFO



U-profiler / koblinger for trehåndløpere

BØRSTET Easy Glass® SYSTEM – Koblinger og endeavslutninger, runde



<b>304</b>				
<b>INDOOR</b>	<b>Ø</b>			
20.6729.042.12	42,0	Q5-49	120->	2

	<b>Q</b>			
19.0710.042.12	Q-20			1



<b>304</b>				
<b>INDOOR</b>	<b>Ø</b>			
20.6790.042.12	42,0	Q5-49	120->	2



**Q-INFO**

1 Q5-49 Q-20

2 Q-21 Q-glue, 50 ml 19.1331.000.00

3

**Q-INFO**

Q-23  
Q-cleaner  
300 ml  
19.0601.000.00

**Q-INFO**

Q-22  
Q-ultra-clean  
500 ml  
19.0610.000.00

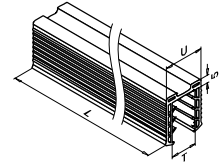
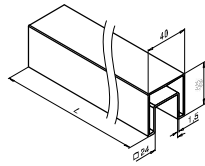
**Q-INFO**

Q-21  
Q-glue  
50 ml  
19.1331.000.00



U-profiler / håndløpere

**BØRSTET** Easy Glass® SYSTEM – Håndløpere, kvadratiske



- □ 40 x 40 mm

304		
INDOOR	□	☐
13.6925.040.12	40 x 40	L = 2500 mm
13.6920.040.12	40 x 40	L = 5000 mm
316		
OUTDOOR	□	☐
14.6925.040.12	40 x 40	L = 2500 mm
14.6920.040.12	40 x 40	L = 5000 mm



	U	T	☐
19.5042.208.00	24	8 - 11	L = 2500 mm
19.5042.211.00	24	11,5 - 13,5	L = 2500 mm
19.5042.215.00	24	15	L = 2500 mm
19.5042.216.00	24	16 - 17,5	L = 2500 mm
19.5042.219.00	24	19	L = 2500 mm
19.5042.222.00	24	20 - 21,5	L = 2500 mm
19.5042.008.00	24	8 - 11	L = 5000 mm
19.5042.011.00	24	11,5 - 13,5	L = 5000 mm
19.5042.015.00	24	15	L = 5000 mm
19.5042.016.00	24	16 - 17,5	L = 5000 mm
19.5042.019.00	24	19	L = 5000 mm
19.5042.022.00	24	20 - 21,5	L = 5000 mm
19.5042.508.00	24	8 - 11	L = 25 m
19.5042.511.00	24	11,5 - 13,5	L = 25 m
19.5042.515.00	24	15	L = 25 m
19.5042.516.00	24	16 - 17,5	L = 25 m
19.5042.519.00	24	19	L = 25 m
19.5042.522.00	24	20 - 21,5	L = 25 m

**Q-INFO** MOD 6920 / 6925

Basiskalkulasjon for u-profiler

calculated by **ONDRA**

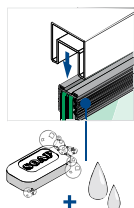
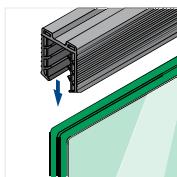
	□ (mm)	A (cm <sup>2</sup> )	I <sub>x</sub> (cm <sup>4</sup> )	I <sub>y</sub> (cm <sup>4</sup> )	W <sub>x</sub> (cm <sup>3</sup> )	W <sub>y</sub> (cm <sup>3</sup> )	M (kg/m)	R <sub>p0,2</sub> (kN/cm <sup>2</sup> )	R <sub>w</sub> (kN/cm <sup>2</sup> )
13.6920.040.12 / 13.6925.040.12	40 x 40	3,00	4,95	6,80	2,31	3,40	2,40	23	54
14.6920.040.12 / 14.6925.040.12	40 x 40	3,00	4,95	6,80	2,31	3,40	2,40	24	53

A = diameterflate  
I<sub>x</sub> / I<sub>y</sub> = flatetregghetsmoment

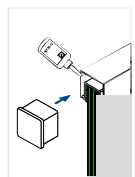
W<sub>x</sub> / W<sub>y</sub> = motstandsmoment  
M = vekt

R<sub>p0,2</sub> = tillatt spenning  
R<sub>w</sub> = minimum stekkefasthet

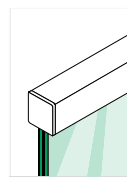
**Q-INFO**

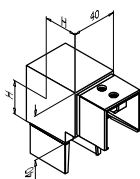


Q-24 Q-seal, 310ml  
19.1340.310.00

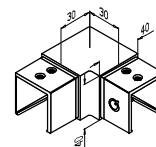


Q-21 Q-glue, 50 ml  
19.1331.000.00

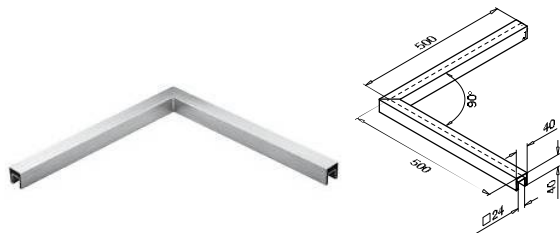




304			
INDOOR	□	H	
13.6303.040.12	40 x 40	30	2
316			
OUTDOOR	□	H	
14.6303.040.12	40 x 40	30	2



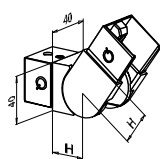
304			
INDOOR	□	H	
13.6313.040.12	40 x 40	30	2
316			
OUTDOOR	□	H	
14.6313.040.12	40 x 40	30	2



316			
OUTDOOR	□	H	
14.6320.040.12	40 x 40	30	1



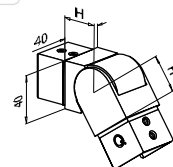
Oppover  
25–55°



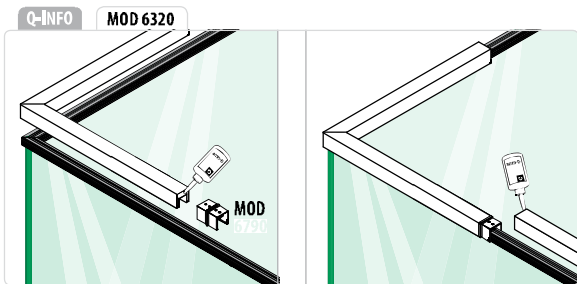
304			
INDOOR	□	H	
13.6312.040.12	40 x 40	30	2
316			
OUTDOOR	□	H	
14.6312.040.12	40 x 40	30	2



Nedover  
25–55°



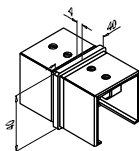
304			
INDOOR	□	H	
13.6302.040.12	40 x 40	30	2
316			
OUTDOOR	□	H	
14.6302.040.12	40 x 40	30	2



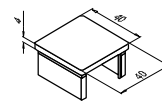
U-profiler / håndløpere

BØRSTET

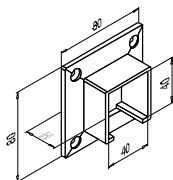
Easy Glass® SYSTEM – Koblinger og endeavslutninger, kvadratiske



<b>304</b>			
<b>INDOOR</b>	□		
13.6790.040.12	40 x 40		2
<b>316</b>			
<b>OUTDOOR</b>	□		
14.6790.040.12	40 x 40		2



<b>304</b>			
<b>INDOOR</b>	□		
13.6732.040.12	40 x 40		2
<b>316</b>			
<b>OUTDOOR</b>	□		
14.6732.040.12	40 x 40		2



<b>304</b>					
<b>INDOOR</b>	□	<b>H</b>			
13.6505.040.12	40 x 40	29	Q5-7	120->	2
<b>316</b>					
<b>OUTDOOR</b>	□	<b>H</b>			
14.6505.040.12	40 x 40	29	Q5-50	120->	2



Q-INFO



**Q-23**  
Q-cleaner  
300 ml  
19.0601.000.00

Q-INFO



**Q-22**  
Q-ultra-clean  
500 ml  
19.0610.000.00

Q-INFO



**Q-21**  
Q-glue  
50 ml  
19.1331.000.00



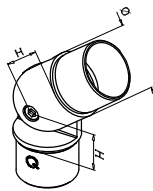


# Bend / Adaptere

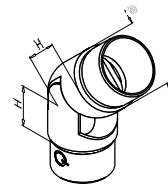
BØRSTET Q-LINE – Koblinger, justerbar



-90°  
+90°



0 - 70°



**304**

INDOOR	Ø	H	
13.0302.233.12	33,7 x 2,0	22	2
13.0302.242.12	42,4 x 2,0	27	2
13.0302.042.12	42,4 x <b>2,6</b>	27	2
13.0302.248.12	48,3 x 2,0	30	2
13.0302.048.12	48,3 x <b>2,6</b>	30	2

**316**

OUTDOOR	Ø	H	
14.0302.242.12	42,4 x 2,0	27	2
14.0302.042.12	42,4 x <b>2,6</b>	27	2
14.0302.248.12	48,3 x 2,0	30	2
14.0302.048.12	48,3 x <b>2,6</b>	30	2



**304**

INDOOR	Ø	H	
13.0312.233.12	33,7 x 2,0	30	2
13.0312.142.12	42,4 x <b>1,5</b>	30	2
13.0312.242.12	42,4 x 2,0	27	2
13.0312.042.12	42,4 x <b>2,6</b>	27	2
13.0312.248.12	48,3 x 2,0	30	2
13.0312.048.12	48,3 x <b>2,6</b>	30	2

**316**

OUTDOOR	Ø	H	
14.0312.242.12	42,4 x 2,0	27	2
14.0312.042.12	42,4 x <b>2,6</b>	27	2
14.0312.248.12	48,3 x 2,0	30	2
14.0312.048.12	48,3 x <b>2,6</b>	30	2
14.0312.060.12	60,3 x 2,0	33	2

NEW



International Design Model Protection



Q-21  
Q-glue  
50 ml  
19.1331.000.00



Q-Video

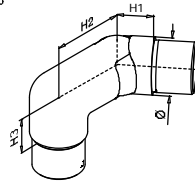


Forbruk pr limfuge ca. 1 ml

BØRSTET

Oppover høyre  
Nedover venstre

0 - 70°

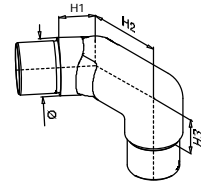


304					
INDOOR	Ø	H1	H2	H3	
13.0317.242.12	42,4 x 2,0	27	60	30	2
13.0317.248.12	48,3 x 2,0	30	65	35	2



Oppover venstre  
Nedover høyre

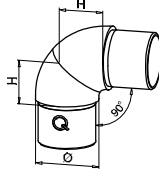
0 - 70°



304					
INDOOR	Ø	H1	H2	H3	
13.0318.242.12	42,4 x 2,0	27	60	30	2
13.0318.248.12	48,3 x 2,0	30	65	35	2



0 - 90°

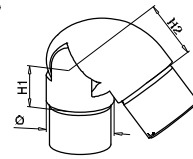


304			
INDOOR	Ø	H	
13.0791.242.12	42,4 x 2,0	30	2
13.0791.248.12	48,3 x 2,0	35	2

316			
OUTDOOR	Ø	H	
14.0791.242.12	42,4 x 2,0	30	2
14.0791.248.12	48,3 x 2,0	35	2



40 - 70°



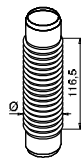
316				
OUTDOOR	Ø	H1	H2	
14.0319.242.12	42,4 x 2,0	27	35	2
14.0319.248.12	48,3 x 2,0	30	40	2



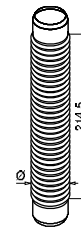
International Design Model Protection

BØRSTET

Q-LINE - FLEX CONNECT® – Koblinger, justerbar

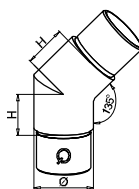


304			
INDOOR	Ø	flex	
13.0315.242.12	42,4 x 2,0	0° - 135°	2
13.0315.248.12	48,3 x 2,0	0° - 135°	2



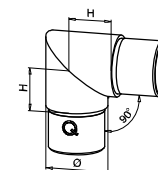
MOD 0316			
304			
INDOOR	Ø	flex	
13.0316.242.12	42,4 x 2,0	0° - 210°	2
13.0316.248.12	48,3 x 2,0	0° - 210°	2





304				
INDOOR	Ø	H		
13.0300.233.12	33,7 x 2,0	25	2	
13.0300.242.12	42,4 x 2,0	30	2	
13.0300.042.12	42,4 x <b>2,6</b>	30	2	
13.0300.248.12	48,3 x 2,0	35	2	
13.0300.048.12	48,3 x <b>2,6</b>	35	2	

316				
OUTDOOR	Ø	H		
14.0300.242.12	42,4 x 2,0	30	2	
14.0300.042.12	42,4 x <b>2,6</b>	30	2	
14.0300.248.12	48,3 x 2,0	35	2	
14.0300.048.12	48,3 x <b>2,6</b>	35	2	

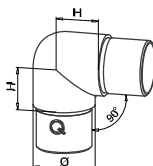


304				
INDOOR	Ø	H		
13.0301.233.12	33,7 x 2,0	25	2	
13.0301.242.12	42,4 x 2,0	30	2	
13.0301.042.12	42,4 x <b>2,6</b>	30	2	
13.0301.248.12	48,3 x 2,0	35	2	
13.0301.048.12	48,3 x <b>2,6</b>	35	2	

316				
OUTDOOR	Ø	H		
14.0301.242.12	42,4 x 2,0	30	2	
14.0301.042.12	42,4 x <b>2,6</b>	30	2	
14.0301.248.12	48,3 x 2,0	35	2	
14.0301.048.12	48,3 x <b>2,6</b>	35	2	



Passer ikke til MOD 0710 og 0810 (håndløperholdere)

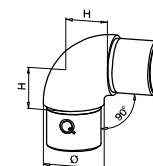


304				
INDOOR	Ø	H		
13.0303.233.12	33,7 x 2,0	25	2	
13.0303.142.12	42,4 x <b>1,5</b>	30	2	
13.0303.242.12	42,4 x 2,0	30	2	
13.0303.042.12	42,4 x <b>2,6</b>	30	2	
13.0303.248.12	48,3 x 2,0	35	2	
13.0303.048.12	48,3 x <b>2,6</b>	35	2	
13.0303.060.12	60,3 x 2,0	40	2	

316				
OUTDOOR	Ø	H		
14.0303.242.12	42,4 x 2,0	30	2	
14.0303.042.12	42,4 x <b>2,6</b>	30	2	
14.0303.248.12	48,3 x 2,0	35	2	
14.0303.048.12	48,3 x <b>2,6</b>	35	2	



Passer til MOD 0710 og 0810 (håndløperholdere)



304				
INDOOR	Ø	H		
13.0305.233.12	33,7 x 2,0	25	2	
13.0305.242.12	42,4 x 2,0	30	2	
13.0305.248.12	48,3 x 2,0	35	2	

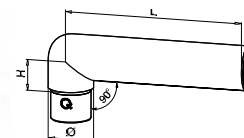
316				
OUTDOOR	Ø	H		
14.0305.042.12	42,4 x <b>2,6</b>	30	2	
14.0305.242.12	42,4 x 2,0	30	2	
14.0305.048.12	48,3 x <b>2,6</b>	35	2	
14.0305.248.12	48,3 x 2,0	35	2	

NEW

NEW

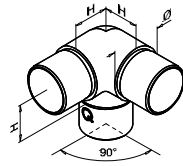


Passer ikke til MOD 0710 og 0810 (håndløperholdere)



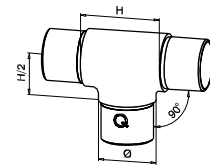
304					
INDOOR	Ø	H	L		
13.0306.233.12	33,7 x 2,0	25	223	2	
13.0306.242.12	42,4 x 2,0	30	228	2	
13.0306.248.12	48,3 x 2,0	35	233	2	





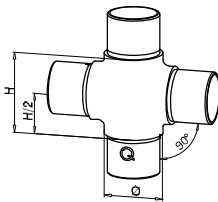
304			
INDOOR	Ø	H	
13.0304.233.12	33,7 x 2,0	25	2
13.0304.242.12	42,4 x 2,0	30	2
13.0304.042.12	42,4 x <b>2,6</b>	30	2
13.0304.248.12	48,3 x 2,0	35	2
13.0304.048.12	48,3 x <b>2,6</b>	35	2

316			
OUTDOOR	Ø	H	
14.0304.242.12	42,4 x 2,0	30	2
14.0304.042.12	42,4 x <b>2,6</b>	30	2
14.0304.248.12	48,3 x 2,0	35	2
14.0304.048.12	48,3 x <b>2,6</b>	35	2



304			
INDOOR	Ø	H	
13.0307.233.12	33,7 x 2,0	50	2
13.0307.242.12	42,4 x 2,0	60	2
13.0307.042.12	42,4 x <b>2,6</b>	60	2
13.0307.248.12	48,3 x 2,0	70	2
13.0307.048.12	48,3 x <b>2,6</b>	70	2

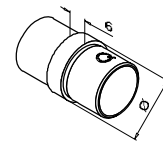
316			
OUTDOOR	Ø	H	
14.0307.242.12	42,4 x 2,0	60	2
14.0307.042.12	42,4 x <b>2,6</b>	60	2
14.0307.248.12	48,3 x 2,0	70	2
14.0307.048.12	48,3 x <b>2,6</b>	70	2



MOD 0309

304				
INDOOR	Ø	H	H/2	
13.0309.242.12	42,4 x 2,0	60	30	2
13.0309.248.12	48,3 x 2,0	70	35	2

316				
OUTDOOR	Ø	H	H/2	
14.0309.242.12	42,4 x 2,0	60	30	2
14.0309.248.12	48,3 x 2,0	70	35	2



304		
INDOOR	Ø	
13.0790.233.12	33,7 x 2,0	2
13.0790.142.12	42,4 x <b>1,5</b>	2
13.0790.242.12	42,4 x 2,0	2
13.0790.042.12	42,4 x <b>2,6</b>	2
13.0790.248.12	48,3 x 2,0	2
13.0790.048.12	48,3 x <b>2,6</b>	2
13.0790.060.12	60,3 x 2,0	2

316		
OUTDOOR	Ø	
14.0790.242.12	42,4 x 2,0	2
14.0790.042.12	42,4 x <b>2,6</b>	2
14.0790.248.12	48,3 x 2,0	2
14.0790.048.12	48,3 x <b>2,6</b>	2



Q-INFO



Q-23  
Q-cleaner  
300 ml  
19.0601.000.00

Q-INFO



Q-22  
Q-ultra-clean  
500 ml  
19.0610.000.00

Q-INFO

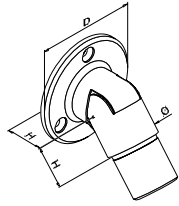


Q-21  
Q-glue  
50 ml  
19.1331.000.00

BØRSTET Q-LINE



0 - 50°



304

INDOOR	Ø	D	H		
13.0506.233.12	33,7 x 2,0	70	26	QS-7	120-> 2
13.0506.242.12	42,4 x 2,0	75	30	QS-7	120-> 2
13.0506.248.12	48,3 x 2,0	80	33	QS-7	120-> 2



International Design Model Protection

Q-INFO



Q-23

Q-cleaner  
300 ml  
19.0601.000.00

Q-INFO



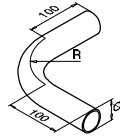
Q-22

Q-ultra-clean  
500 ml  
19.0610.000.00

BØRSTET Q-LINE – Rørbend



90°



304

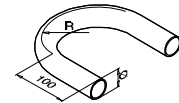
INDOOR	Ø	R	
13.0903.242.12	42,4 x 2,0	85	1
13.0903.248.12	48,3 x 2,0	97	1

316

OUTDOOR	Ø	R	
14.0903.242.12	42,4 x 2,0	85	1



180°



304

INDOOR	Ø	R	
13.0906.242.12	42,4 x 2,0	85	1
13.0906.248.12	48,3 x 2,0	97	1

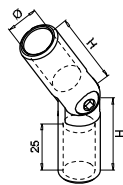
316

OUTDOOR	Ø	R	
14.0906.242.12	42,4 x 2,0	85	1

BØRSTET Q-LINE – Koblinger, justerbare



-90°  
+90°



304

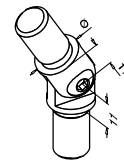
INDOOR	Ø	H	
13.0302.010.12	10	35	6
13.0302.012.12	12	36	6
13.0302.014.12	14	37	6

316

OUTDOOR	Ø	H	
14.0302.012.12	12	36	6



-90°  
+90°



304

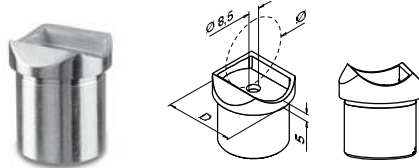
INDOOR	Ø	
13.0302.016.12	16 x 1,0	6

316

OUTDOOR	Ø	
14.0302.016.12	16 x 1,0	6



Rør - flat  
Høyde 5



- D = Ø 33,7 mm

304					
INDOOR	D	Ø			
13.0728.242.12	Ø 33,7 x 2,0	42,4	QS-26	120->	2
13.0728.248.12	Ø 33,7 x 2,0	48,3	QS-26	120->	2

- D = Ø 42,4 mm

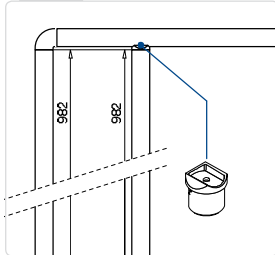
304					
INDOOR	D	Ø			
13.0727.248.12	Ø 42,4 x 2,0	48,3	QS-26	120->	2
13.0727.048.12	Ø 42,4 x 2,6	48,3	QS-26	120->	2

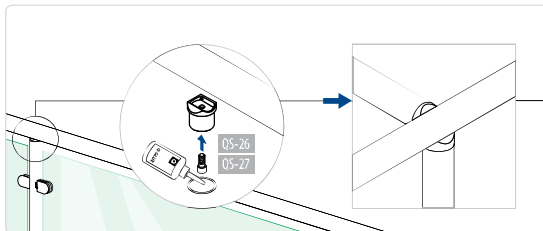
316					
OUTDOOR	D	Ø			
14.0727.248.12	Ø 42,4 x 2,0	48,3	QS-27	120->	2



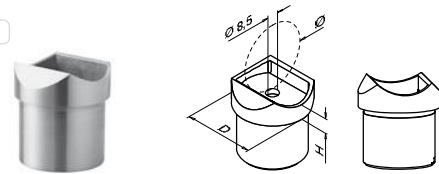
Q-INFO



Q-INFO



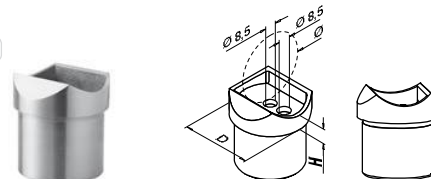
Rør - flat



- D = Ø 33,7 mm

304					
INDOOR	D	Ø	H		
13.0773.233.12	Ø 33,7 x 2,0	33,7	8	QS-26	120->

Rør - flat



- D = Ø 42,4 mm

304					
INDOOR	D	Ø	H		
13.0772.242.12	Ø 42,4 x 2,0	42,4	9	QS-26	120->
13.0772.042.12	Ø 42,4 x 2,6	42,4	9	QS-26	120->

316					
OUTDOOR	D	Ø	H		
14.0772.242.12	Ø 42,4 x 2,0	42,4	9	QS-27	120->
14.0772.042.12	Ø 42,4 x 2,6	42,4	9	QS-27	120->



- D = Ø 48,3 mm

304					
INDOOR	D	Ø	H		
13.0771.248.12	Ø 48,3 x 2,0	48,3	11	QS-26	120->
13.0771.048.12	Ø 48,3 x 2,6	48,3	11	QS-26	120->

316					
OUTDOOR	D	Ø	H		
14.0771.248.12	Ø 48,3 x 2,0	48,3	11	QS-27	120->
14.0771.048.12	Ø 48,3 x 2,6	48,3	11	QS-27	120->



Flat - rør

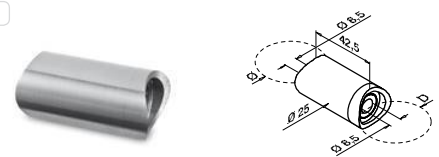


304					
INDOOR	Ø				
13.0625.033.12	33,7	QS-3	120->	QS-29	120->
13.0625.042.12	42,4	QS-3	120->	QS-29	120->
13.0625.048.12	48,3	QS-3	120->	QS-29	120->

316					
OUTDOOR	Ø				
14.0625.042.12	42,4	QS-4	120->	QS-30	120->
14.0625.048.12	48,3	QS-4	120->	QS-30	120->

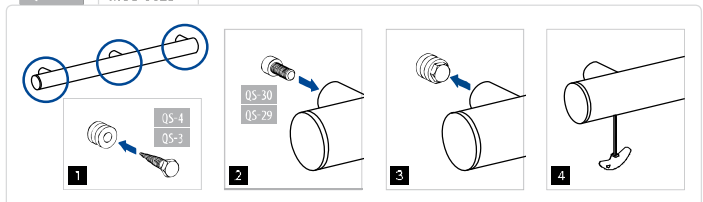


Rør - rør



304					
INDOOR	Ø	D			
13.0627.042.12	42,4	Ø 42,4	QS-29	120->	4

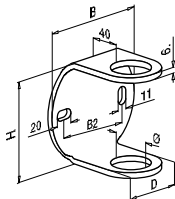
Q-INFO MOD 0625





# Vangefeste / Festemateriell

**BØRSTET** Q-LINE – Rekkverkholdere

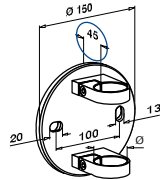


Vater  
□ 40, Ø 42,4, Ø 48,3 mm

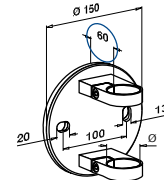
304									
INDOOR	Ø	H	B	B2	D				
13.1550.033.12	33,7	95	100	70	55	Q5-65	120->	1	
13.1550.042.12	42,4	110	120	85	65	Q5-65	120->	1	
13.1550.048.12	48,3	110	120	85	75	Q5-65	120->	1	

Q		
19.0500.000.00	Q-72	1

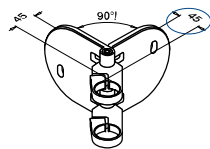
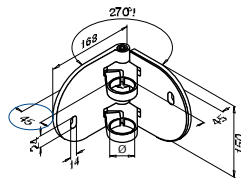




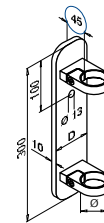
304				
INDOOR				
	Ø			
13.0551.033.12	33,7	QS-33	120->	1
13.0551.042.12	42,4	QS-33	120->	1
13.0551.048.12	48,3	QS-33	120->	1 <span style="background-color: #0070C0; color: white; padding: 2px;">Tested</span>
316				
OUTDOOR				
	Ø			
14.0551.042.12	42,4	QS-32	120->	1
14.0551.048.12	48,3	QS-32	120->	1



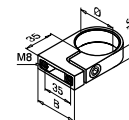
304				
INDOOR				
	Ø			
13.0552.042.12	42,4	QS-33	120->	1
316				
OUTDOOR				
	Ø			
14.0552.042.12	42,4	QS-32	120->	1
14.0552.048.12	48,3	QS-32	120->	1



304				
INDOOR				
	Ø			
13.0555.042.12	42,4	QS-33	120->	1
316				
OUTDOOR				
	Ø			
14.0555.042.12	42,4	QS-32	120->	1
14.0555.048.12	48,3	QS-32	120->	1



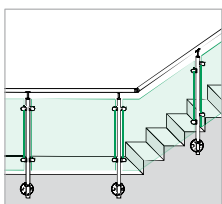
304				
INDOOR				
	Ø	D		
13.0553.042.12	42,4	70	QS-33	120-> 1



304				
INDOOR				
	Ø	B		
13.3507.033.12	33,7	45	2	
13.3507.042.12	42,4	50	2	
13.3507.048.12	48,3	55	2	
316				
OUTDOOR				
	Ø	B		
14.3507.042.12	42,4	50	2	
14.3507.048.12	48,3	55	2	



Q-INFO MOD 0551 / 0552

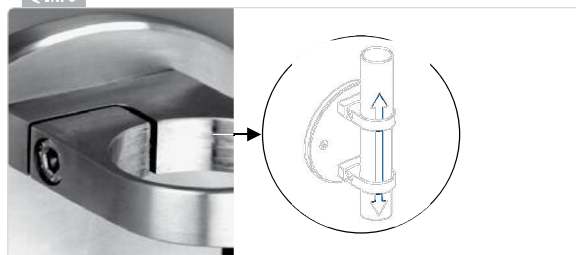


Q-INFO

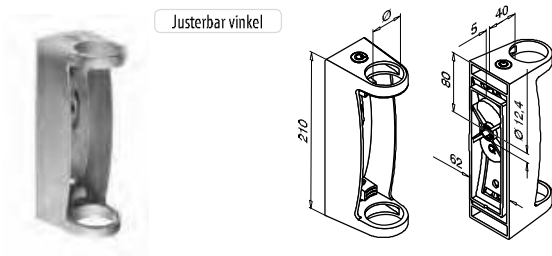


Q-23  
Q-cleaner  
300 ml  
19.0601.000.00

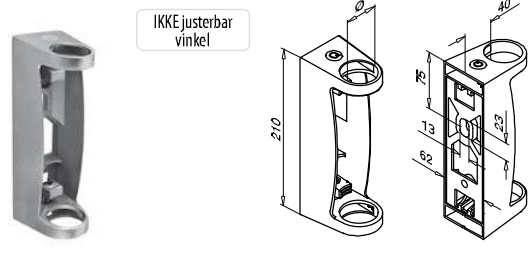
Q-INFO







Justerbar vinkel



IKKE justerbar vinkel

304				
INDOOR	Ø			
13.0556.042.12	42,4	Ø5-33	120->	1
13.0556.048.12	48,3	Ø5-33	120->	1

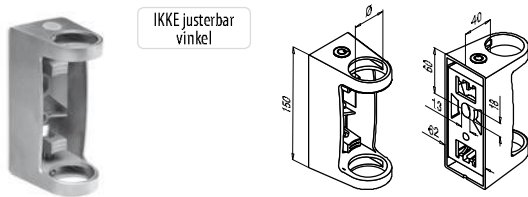


International Design Model Protection

304				
INDOOR	Ø			
13.0558.042.12	42,4	Ø5-33	120->	1
13.0558.048.12	48,3	Ø5-33	120->	1



International Design Model Protection



IKKE justerbar vinkel

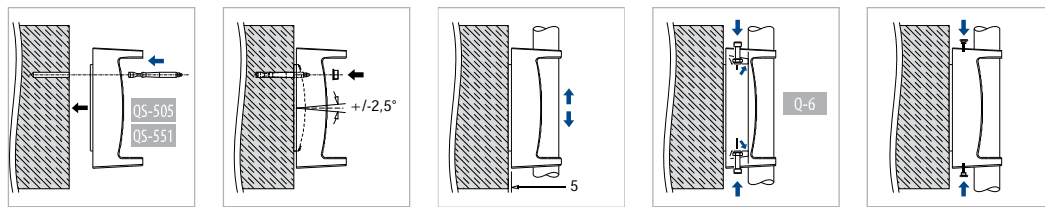
304				
INDOOR	Ø			
13.0557.042.12	42,4	Ø5-33	120->	1
13.0557.048.12	48,3	Ø5-33	120->	1

316				
OUTDOOR	Ø			
14.0557.042.12	42,4	Ø5-32	120->	1
14.0557.048.12	48,3	Ø5-32	120->	1

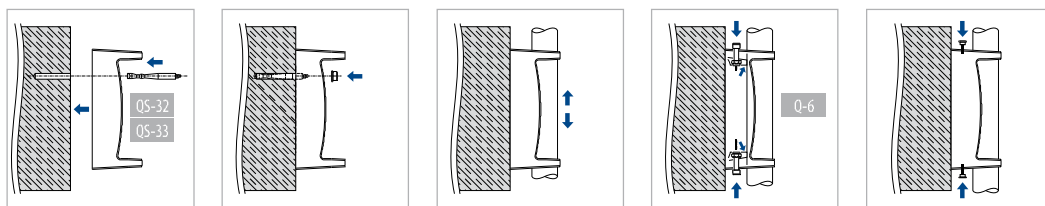


International Design Model Protection

Q-INFO MOD 0556



MOD 0557 / 0558

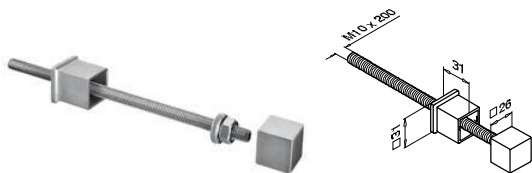




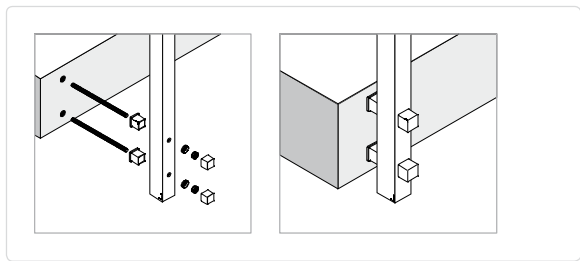
# Firkant møter firkant



## BØRSTET SQUARE LINE – Rekkverksholdere



<b>304</b>			
<b>INDOOR</b>	□		
13.0550.440.12	40 x 40	2	
<b>316</b>			
<b>OUTDOOR</b>	□		
14.0550.440.12	40 x 40	2	



**Q-INFO**



**Q-23**  
Q-cleaner  
300 ml  
19.0601.000.00

**Q-INFO**

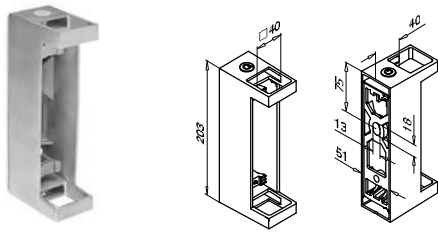


**Q-22**  
Q-ultra-clean  
500 ml  
19.0610.000.00

**Q-INFO**

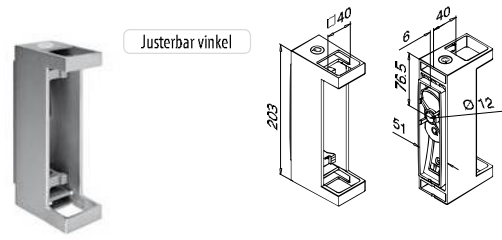


**Q-21**  
Q-glue  
50 ml  
19.1331.000.00

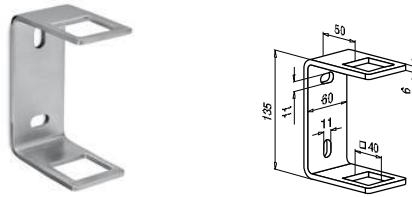


**MOD 4558**

304				
INDOOR				
13.4558.040.12	40 x 40	OS-33	120->	1
316				
OUTDOOR				
14.4558.040.12	40 x 40	OS-32	120->	1



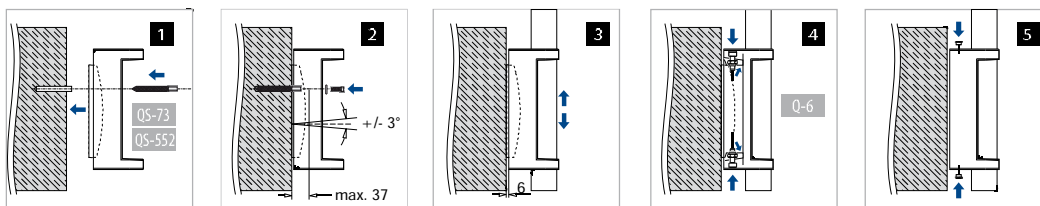
316					
OUTDOOR					
14.4556.040.12	40 x 40	OS-73	120-> / OS-552	120->	1



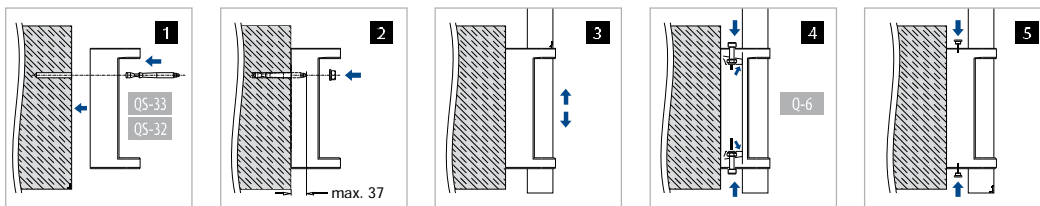
304				
INDOOR				
13.4550.040.12	40 x 40	OS-65	120->	1
316				
OUTDOOR				
14.4550.040.12	40 x 40	OS-64	120->	1



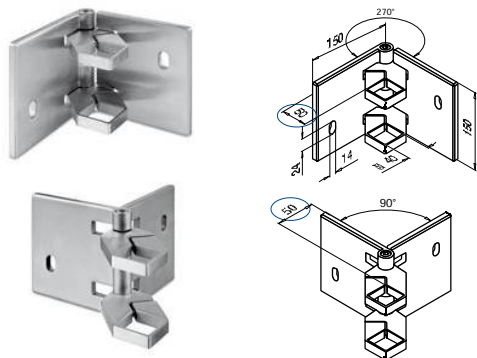
**Q-INFO MOD 4556**



**Q-INFO MOD 4558**

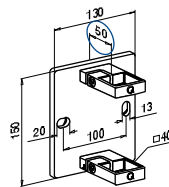


BØRSTET



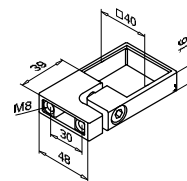
<b>304</b>			
<b>INDOOR</b>	□		
13.4555.040.12	40 x 40	Q5-33 120->	1

<b>316</b>			
<b>OUTDOOR</b>	□		
14.4555.040.12	40 x 40	Q5-32 120->	1



<b>304</b>			
<b>INDOOR</b>	□		
13.4551.040.12	40 x 40	Q5-33 120->	1

<b>316</b>			
<b>OUTDOOR</b>	□		
14.4551.040.12	40 x 40	Q5-32 120->	1

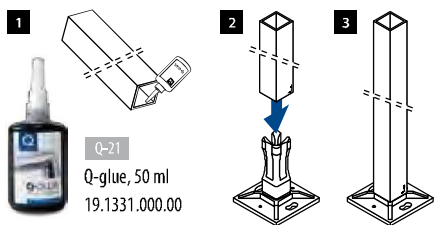


<b>304</b>			
<b>INDOOR</b>	□		
13.3507.040.12	40 x 40		2

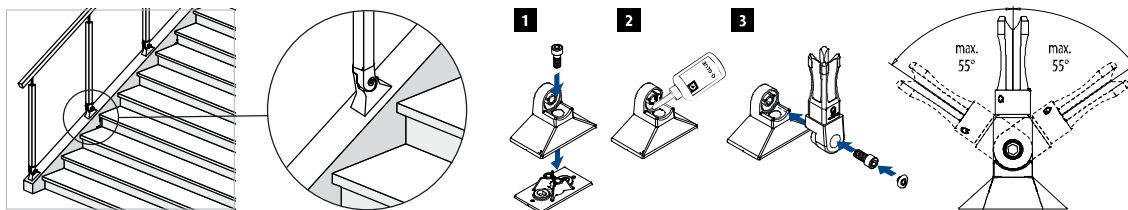
<b>316</b>			
<b>OUTDOOR</b>	□		
14.3507.040.12	40 x 40		2



Q-INFO MOD 4942 / 4901



Q-INFO MOD 4943





Galvanisert							
INDOOR	QS	fischer	d		L		
19.4010.010.15	QS-65	FHB II-A S M10x60/10	M10	Ø10	95	10	
316							
OUTDOOR	QS	fischer	d		L		
19.4010.010.14	QS-64	FHB II-A S M10x60/10 A4	M10	Ø10	95	10	
2205 1.4529							
OUTDOOR	QS	fischer	d		L		
19.4010.010.18	QS-500	FHB II-A S M10x60/10 C	M10	Ø10	95	10	

Galvanisert							
INDOOR	QS	fischer	d		L		
19.4012.010.15	QS-33	FHB II-A S M12x75/10	M12	Ø12	117	10	
316							
OUTDOOR	QS	fischer	d		L		
19.4012.010.14	QS-32	FHB II-A S M12x75/10 A4	M12	Ø12	117	10	
19.4012.040.14	QS-88	FHB II-A S M12x75/40 A4	M12	Ø12	146	10	



- DIN1587

304							
INDOOR	QS	S	d	D	h		
93.0760.800.13	QS-514	13	M8	12,5	15	50	
316							
OUTDOOR	QS	S	d	D	h		
93.0760.800.14	QS-513	13	M8	12,5	15	50	

- DIN1587

304							
INDOOR	QS	S	d	D	h		
93.0761.000.13	QS-517	17	M10	16	18	50	
93.0761.200.13	QS-518	19	M12	18	22	50	
316							
OUTDOOR	QS	S	d	D	h		
93.0761.000.14	QS-515	17	M10	16	18	50	
93.0761.200.14	QS-516	19	M12	18	22	50	



MOD 4108

Galvanisert							
INDOOR	QS	fischer	d		L		€/Stk.
19.4108.010.15	QS-35	FAZ II 8/10	M8	Ø8	75	10	2,55
316							
OUTDOOR	QS	fischer	d		L		€/Stk.
19.4108.010.14	QS-34	FAZ II 8/10 A4	M8	Ø8	75	10	8,25

Galvanisert							
INDOOR	QS	fischer	d		L		€/Stk.
19.4110.010.15	QS-59	FAZ II 10/10	M10	Ø10	95	10	2,95
316							
OUTDOOR	QS	fischer	d		L		€/Stk.
19.4110.010.14	QS-58	FAZ II 10/10 A4	M10	Ø10	95	10	8,90

Q-INFO



Q-INFO




Q-INFO





# Tre-håndløper


## TRE NATURAIL – Håndløpere



- Bøk, ubehandlet tre

Ø 42 mm

Tre		
INDOOR	Ø	L
20.8925.042.39	42,0	L = 2500 mm




- Bøk, lakkert

Ø 42 mm

Tre		
INDOOR	Ø	L
20.8925.042.40	42,0	L = 2500 mm

Ø 48 mm


Tre		
INDOOR	Ø	L
20.8925.048.39	48,0	L = 2500 mm



- Bøk, P11 beiset og lakkert

Ø 42 mm


Tre		
INDOOR	Ø	L
20.8925.042.41	42,0	L = 2500 mm



- Eik, lakkert

Ø 42 mm

Tre		
INDOOR	Ø	L
20.8925.042.43	42,0	L = 2500 mm



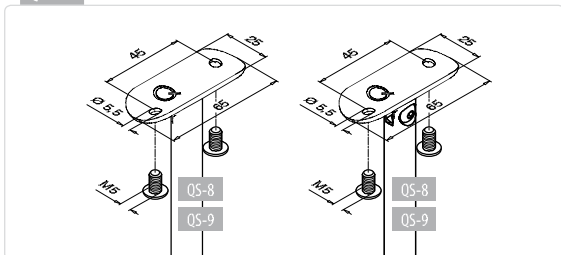
- Cedertre, ubehandlet tre

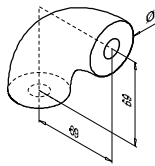
Ø 42 mm

Tre		
OUTDOOR	Ø	L
20.8925.042.45	42,0	L = 2500 mm

Tre er et naturprodukt. Farven kan variere.

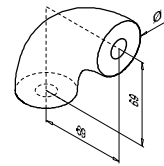
### Q-INFO





- Bøk, ubehandlet tre

LEIC		
INDOOR	Ø	
20.0305.042.39	42,0	2

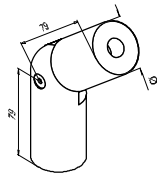


- Bøk, lakkert

Tre		
INDOOR	Ø	
20.0305.042.40	42,0	2



-90°  
+90°

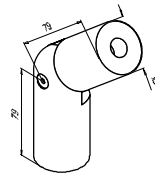


- Bøk, ubehandlet tre

Tre		
INDOOR	Ø	
20.0302.042.39	42,0	2

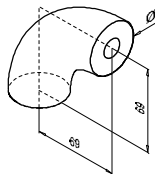


-90°  
+90°



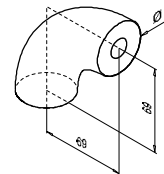
- Bøk, lakkert

Tre		
INDOOR	Ø	
20.0302.042.40	42,0	2



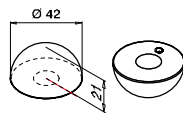
- Bøk, ubehandlet tre

Tre		
INDOOR	Ø	
20.0739.042.39	42,0	2



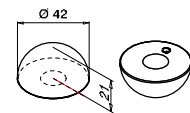
- Bøk, lakkert

Tre		
INDOOR	Ø	
20.0739.042.40	42,0	2



- Bøk, ubehandlet tre

Tre		
INDOOR	Ø	
20.0729.042.39	42,0	2



- Bøk, lakkert

Tre		
INDOOR	Ø	
20.0729.042.40	42,0	2



Tre er et naturprodukt. Farven kan variere.

TRE



Trelim  
PVAC-lim til treprodukter

Tre		
INDOOR	QS	
20.0203.015.39	QS-512	50



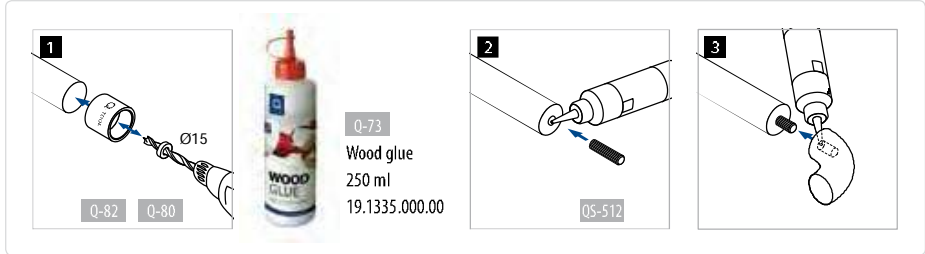

	Q	e	
19.1335.000.00	Q-73	250 ml	1



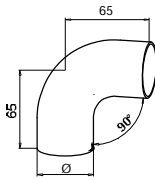
Bor med stopp  
til tre

	Q	Ø	
19.0709.000.35	Q-82	42,0 + 48,0	1

	Q	Ø	
19.0708.015.00	Q-80	15	1



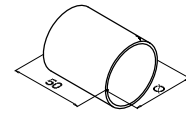




304			
INDOOR	Ø		
20.0305.042.12	42,0	QS-7 120->	2
20.0305.048.12	48,0	QS-7 120->	2
316			
OUTDOOR	Ø		
22.0305.042.12	42,0	QS-50 120->	2



Passer ikke til 0710 og 0810 (håndløperholdere)

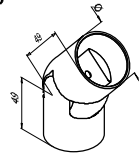


MOD 0790

304			
INDOOR	Ø		
20.0790.042.12	42,0	QS-7 120->	2
20.0790.048.12	48,0	QS-7 120->	2
316			
OUTDOOR	Ø		
22.0790.042.12	42,0	QS-50 120->	2



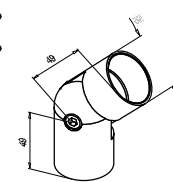
0-70°



304			
INDOOR	Ø		
20.0312.042.12	42,0	QS-7 120->	2
20.0312.048.12	48,0	QS-7 120->	2
316			
OUTDOOR	Ø		
22.0312.042.12	42,0	QS-50 120->	2



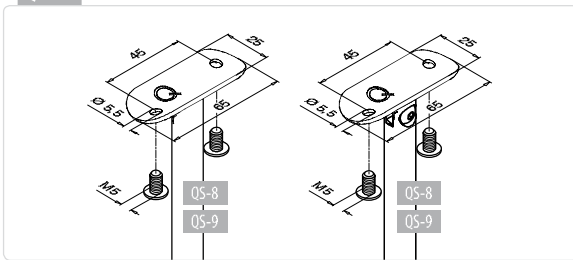
-90°  
+90°



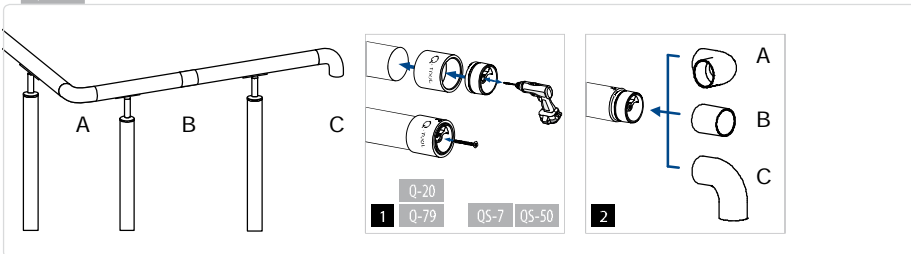
304			
INDOOR	Ø		
20.0302.042.12	42,0	QS-7 120->	2



Q-INFO



Q-INFO



Umbraco-sett

7 stk.

	Q (○)							
19.0701.000.00	Q-2	Q-2,5	Q-3	Q-4	Q-5	Q-6	Q-8	1

Q-INFO



BØRSTET



304			
INDOOR	Ø		
20.0729.042.12	42,0	QS-7 120->	2
20.0729.048.12	48,0	QS-7 120->	2
316			
OUTDOOR	Ø		
22.0729.042.12	42,0	QS-50 120->	2



304			
INDOOR	Ø		
20.0739.042.12	42,0	QS-7 120->	2
20.0739.048.12	48,0	QS-7 120->	2
316			
OUTDOOR	Ø		
22.0739.042.12	42,0	QS-50 120->	2

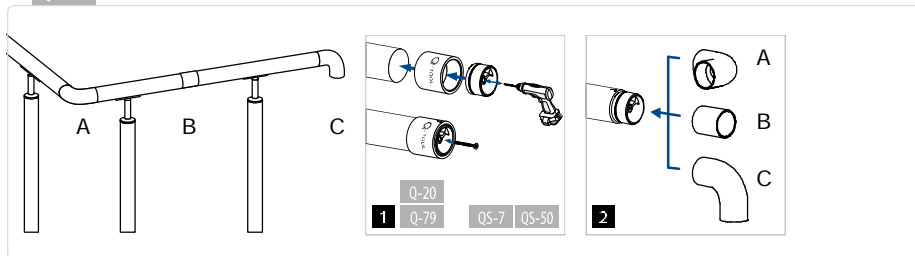


304			
INDOOR	Ø		
20.0792.042.00	42,0	QS-7 120->	2
316			
OUTDOOR	Ø		
22.0792.042.00	42,0	QS-50 120->	2



	Q	
19.0710.042.12	Q-20	1
19.0710.048.12	Q-79	1

Q-INFO



Q-INFO



Q-23  
Q-cleaner  
300 ml  
19.0601.000.00

Q-INFO



Q-22  
Q-ultra-clean  
500 ml  
19.0610.000.00

Q-INFO



Q-21  
Q-glue  
50 ml  
19.1331.000.00

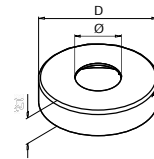
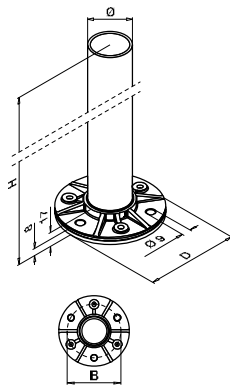


# Rekkverksstolper

(Kan leveres i ønsket høyde)

BØRSTET

Rekkverksstolper kan leveres i ønsket høyde



304							
INDOOR	Ø	B	D	H			
13.0912.242.12	42,4 x 2,0	80	Ø 105	989	QS-35	120->	1

316							
OUTDOOR	Ø	B	D	H			
14.0912.242.12	42,4 x 2,0	80	Ø 105	989	QS-34	120->	1
14.0912.042.12	42,4 x 2,6	80	Ø 105	989	QS-34	120->	1

304							
INDOOR	Ø	B	D	H			
13.0913.242.12	42,4 x 2,0	80	Ø 105	970	QS-35	120->	1
13.0913.248.12	48,3 x 2,0	90	Ø 115	970	QS-35	120->	1
13.0913.042.12	42,4 x 2,6	80	Ø 105	970	QS-35	120->	1
13.0913.048.12	48,3 x 2,6	90	Ø 115	970	QS-35	120->	1

316							
OUTDOOR	Ø	B	D	H			
14.0913.042.12	42,4 x 2,6	80	Ø 105	970	QS-34	120->	1
14.0913.048.12	48,3 x 2,6	90	Ø 115	970	QS-34	120->	1



304			
INDOOR	Ø	D	
13.0511.042.12	42,4	Ø 110	2
13.0511.048.12	48,3	Ø 120	2

316			
OUTDOOR	Ø	D	
14.0511.042.12	42,4	Ø 110	2
14.0511.048.12	48,3	Ø 120	2

Q-INFO



Gummiring



Q-INFO

MOD 0511



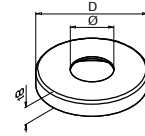
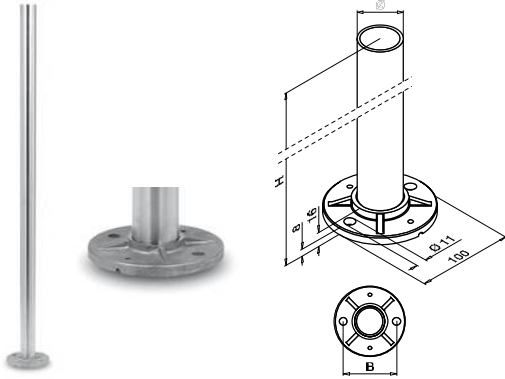
Til modell 0912, 0913 og 3502

Q-INFO



Q-22

Q-ultra-clean  
500 ml  
19.0610.000.00



**MOD 0512**

304			
INDOOR	Ø	D	📦
13.0512.042.12	42,4	Ø 105	2
13.0512.048.12	48,3	Ø 105	2
316			
OUTDOOR	Ø	D	📦
14.0512.042.12	42,4	Ø 105	2
14.0512.048.12	48,3	Ø 105	2

304					
INDOOR	Ø	H	B	🔧	📦
13.0914.242.12	42,4 x 2,0	970	75	Q5-59 120->	1
13.0914.248.12	48,3 x 2,0	970	80	Q5-59 120->	1 <span>Tested</span>
13.0914.042.12	42,4 x 2,6	970	75	Q5-59 120->	1
13.0914.048.12	48,3 x 2,6	970	80	Q5-59 120->	1
316					
OUTDOOR	Ø	H	B	🔧	📦
14.0914.242.12	42,4 x 2,0	970	75	Q5-58 120->	1
14.0914.248.12	48,3 x 2,0	970	80	Q5-58 120->	1 <span>Tested</span>
14.0914.042.12	42,4 x 2,6	970	75	Q5-58 120->	1
14.0914.048.12	48,3 x 2,6	970	80	Q5-58 120->	1

304					
INDOOR	Ø	H	B	🔧	📦
13.0944.242.12	42,4 x 2,0	1150	75	Q5-59 120->	1
13.0944.248.12	48,3 x 2,0	1150	80	Q5-59 120->	1
316					
OUTDOOR	Ø	H	B	🔧	📦
14.0944.242.12	42,4 x 2,0	1150	75	Q5-58 120->	1
14.0944.248.12	48,3 x 2,0	1150	80	Q5-58 120->	1



Q-INFO MOD 0512



Til modell 0914 / 0944 / 0942 / 0940 / 0941

Q-INFO



Q-23  
Q-cleaner  
300 ml  
19.0601.000.00

Boring og gjenging



Bormal

	Q	Ø	M	📦
19.0718.442.00	Q-74	Ø 42,4	M5, M6, M8, M10	1
19.0718.448.00	Q-75	Ø 48,3	M5, M6, M8, M10	1

Q-INFO MOD 0719



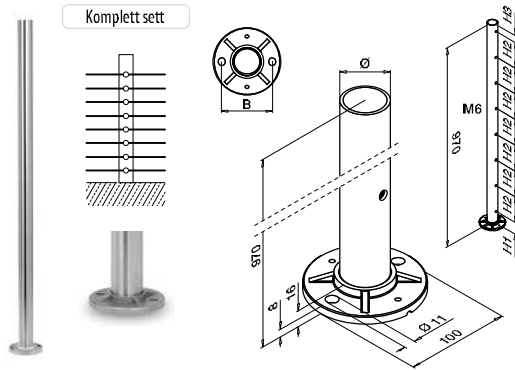
Komplett sett



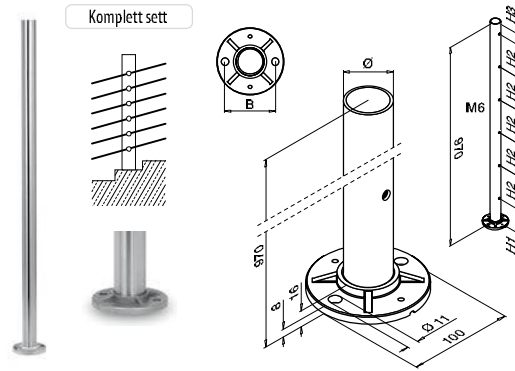
Bormal

(2x), på styreskinne

	Q	Ø	M	📦
19.0719.042.00	Q-76	Ø 42,4	M5, M6, M8, M10	1
19.0719.048.00	Q-77	Ø 48,3	M5, M6, M8, M10	1

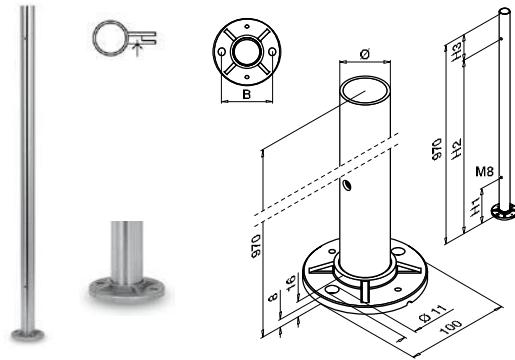


304		Ø	B	H1	H2	H3		
INDOOR	13.0930.242.12	42,4 x 2,0	75	60	125	35	Ø5-59	120-> 1
	13.0930.248.12	48,3 x 2,0	80	60	125	35	Ø5-59	120-> 1

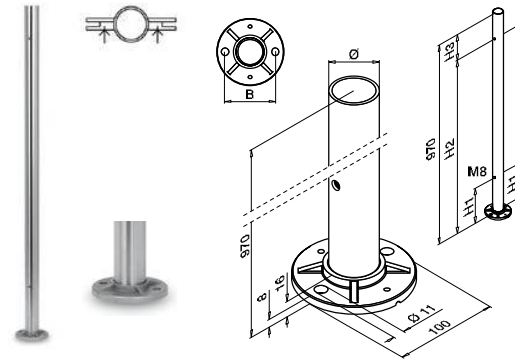


**MOD 0931**

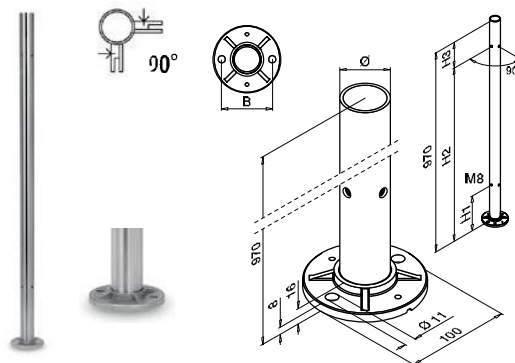
304		Ø	B	H1	H2	H3		
INDOOR	13.0931.242.12	42,4 x 2,0	75	125	160	45	Ø5-59	120-> 1
	13.0931.248.12	48,3 x 2,0	80	125	160	45	Ø5-59	120-> 1



304		Ø	B	H1	H2		
INDOOR	13.0932.242.12	42,4 x 2,0	75	175	850	Ø5-59	120-> 1
	13.0932.248.12	48,3 x 2,0	80	175	850	Ø5-59	120-> 1



304		Ø	B	H1	H2		
INDOOR	13.0933.242.12	42,4 x 2,0	75	175	850	Ø5-59	120-> 1
	13.0933.248.12	48,3 x 2,0	80	175	850	Ø5-59	120-> 1

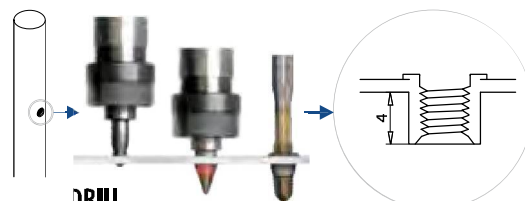


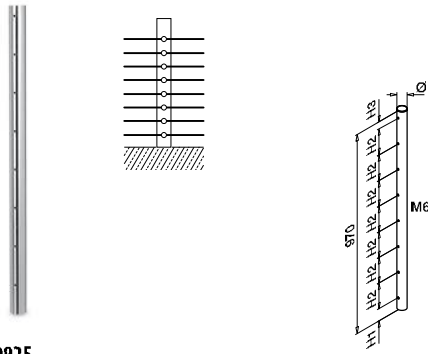
304		Ø	B	H1	H2		
INDOOR	13.0934.242.12	42,4 x 2,0	75	175	850	Ø5-59	120-> 1
	13.0934.248.12	48,3 x 2,0	80	175	850	Ø5-59	120-> 1



304		Ø	D		
INDOOR	13.0512.042.12	42,4	Ø 105	2	
	13.0512.048.12	48,3	Ø 105	2	

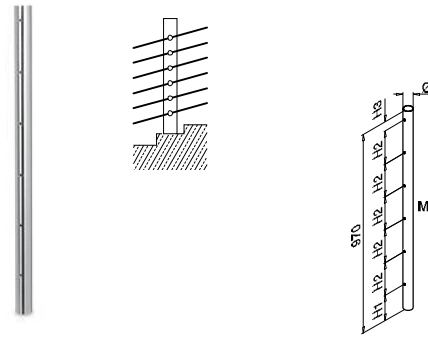
Q-INFO



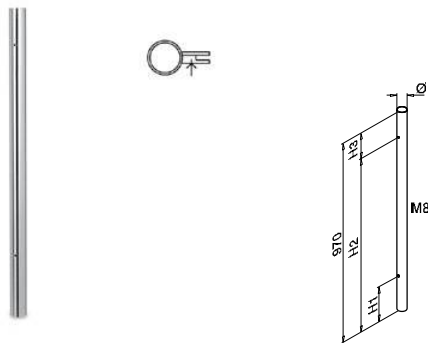


MOD 0925

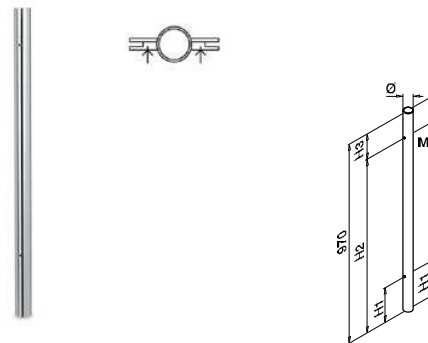
304						
INDOOR	Ø	H1	H2	H3		
13.0925.242.12	42,4 x 2,0	57	125	35	1	



304						
INDOOR	Ø	H1	H2	H3		
13.0926.242.12	42,4 x 2,0	122	160	45	1	



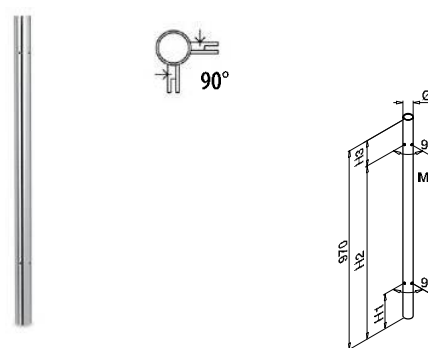
304						
INDOOR	Ø	H1	H2	H3		
13.0927.242.12	42,4 x 2,0	170	850	120	1	



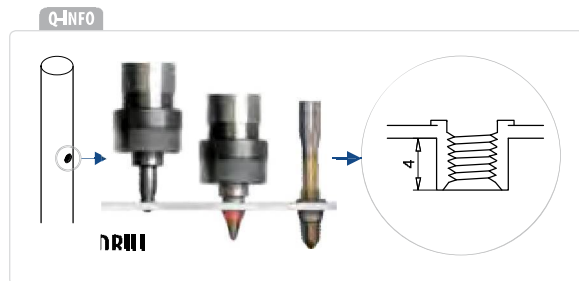
304						
INDOOR	Ø	H1	H2	H3		
13.0928.242.12	42,4 x 2,0	170	850	120	1	
13.0928.248.12	48,3 x 2,0	170	850	120	1	



Rekkverksstolper kan leveres i ønsket høyde



304						
INDOOR	Ø	H1	H2	H3		
13.0929.242.12	42,4 x 2,0	170	850	120	1	
13.0929.248.12	48,3 x 2,0	170	850	120	1	

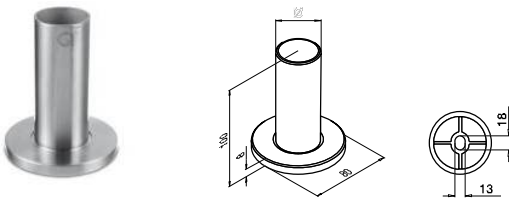




# Dårlig med plass? Ikke gå på akkord med design

BØRSTET Q-LINE – Gulvflens til stolpe

Dekkløkk ikke nødvendig

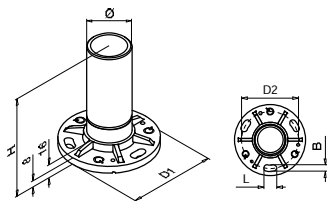


304			
INDOOR	Ø	Q5-33	Q5-33
13.0946.242.12	42,4 x 2,0	Q5-33 120->	2
13.0946.248.12	48,3 x 2,0	Q5-33 120->	2



## Q-INFO

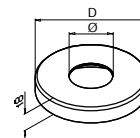




304							
INDOOR	Ø	H	D1	D2	B x L		
13.0942.233.00	33,7 x 2,0	126	100	80	9x28	05-35	120-> 2
13.0942.242.00	42,4 x 2,0	126	100	80	9x18	05-35	120-> 2
13.0942.248.00	48,3 x 2,0	126	100	80	9x18	05-35	120-> 2
13.0942.060.00	60,3 x 2,0	126	120	90	11x30	05-59	120-> 2

316							
OUTDOOR	Ø	H	D1	D2	B x L		
14.0942.233.00	33,7 x 2,0	126	100	80	9x28	05-34	120-> 2
14.0942.242.00	42,4 x 2,0	126	100	80	9x18	05-34	120-> 2
14.0942.248.00	48,3 x 2,0	126	100	80	9x18	05-34	120-> 2
14.0942.060.00	60,3 x 2,0	126	120	90	11x30	05-58	120-> 2



MOD 0512

304			
INDOOR	Ø	D	
13.0512.033.12	33,7	Ø 105	2
13.0512.042.12	42,4	Ø 105	2
13.0512.048.12	48,3	Ø 105	2

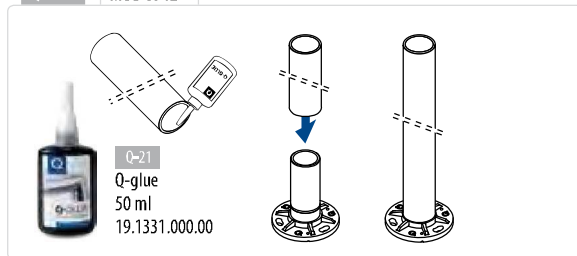
316			
OUTDOOR	Ø	D	
14.0512.033.12	33,7	Ø 105	2
14.0512.042.12	42,4	Ø 105	2
14.0512.048.12	48,3	Ø 105	2

304			
INDOOR	Ø	D	
13.0513.042.12	42,4	Ø 125	2
13.0513.048.12	48,3	Ø 125	2
13.0513.060.12	60,3	Ø 125	2

316			
OUTDOOR	Ø	D	
14.0513.042.12	42,4	Ø 125	2
14.0513.048.12	48,3	Ø 125	2
14.0513.060.12	60,3	Ø 125	2

Q-INFO MOD 0942



Q-INFO MOD 0512 / 0513



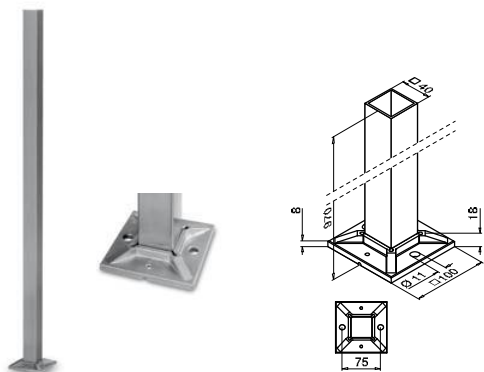
Q-INFO



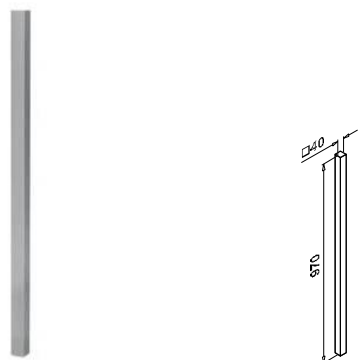
Q-INFO







<b>304</b>				
<b>INDOOR</b>	□			
13.4913.040.12	40 x 40 x 2	Q5-59	120->	1
<b>316</b>				
<b>OUTDOOR</b>	□			
14.4913.040.12	40 x 40 x 2	Q5-58	120->	1

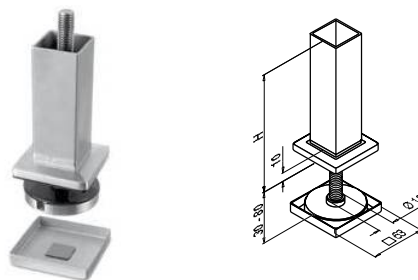


<b>304</b>				
<b>INDOOR</b>	□			
13.4901.040.12	40 x 40 x 2			1

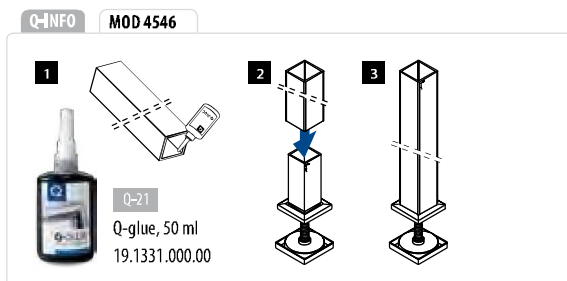
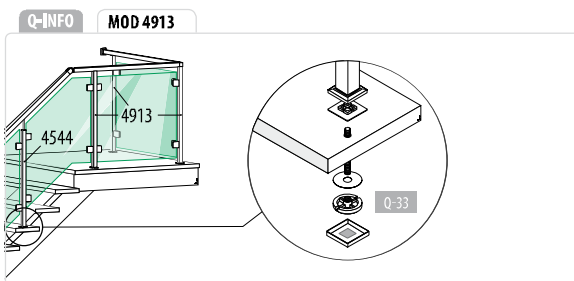


<b>304</b>				
<b>INDOOR</b>	□		<b>H</b>	
13.4511.040.12	108		25	2
<b>316</b>				
<b>OUTDOOR</b>	□		<b>H</b>	
14.4511.040.12	108		25	2

<b>304</b>				
<b>INDOOR</b>	□		<b>H</b>	
13.4512.040.12	93		22	2

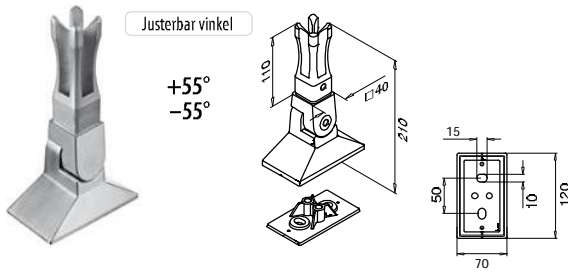


<b>304</b>				
<b>INDOOR</b>	□		<b>H</b>	
13.4546.040.12	40 x 40		100	1





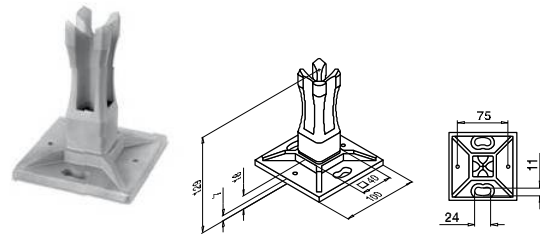
**BØRSTET**



<b>304</b>				
<b>INDOOR</b>	<input type="checkbox"/>			
13.4943.040.12	40 x 40	05-63	120->	1
<b>316</b>				
<b>OUTDOOR</b>	<input type="checkbox"/>			
14.4943.040.12	40 x 40	05-62	120->	1



International Design Model Protection



<b>304</b>				
<b>INDOOR</b>	<input type="checkbox"/>			
13.4942.040.00	40 x 40	05-59	120->	2
<b>316</b>				
<b>OUTDOOR</b>	<input type="checkbox"/>			
14.4942.040.00	40 x 40	05-58	120->	2



International Design Model Protection

**Q-INFO**



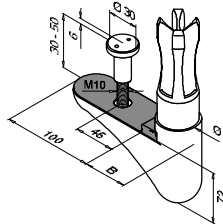
**Q-21**  
Q-glue  
50 ml  
19.1331.000.00



# Enkel løsning for svevende trappetrinn



BØRSTET Q-LINE - Trappeflens for liming



MOD 0947

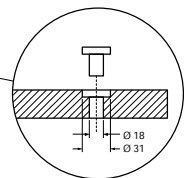
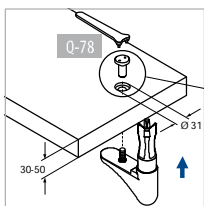
304

INDOOR	Ø	B	
13.0947.242.12	42,4 x 2,0	48	1

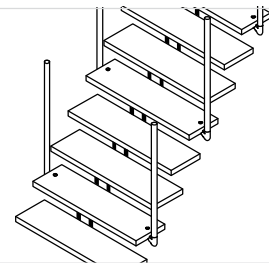
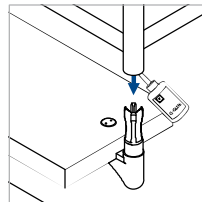


International Design Model Protection

Q-INFO

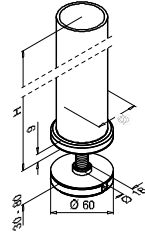


Q-21  
Q-glue  
50 ml  
19.1331.000.00



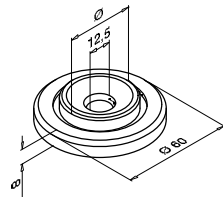


Komplett sett



304			
INDOOR	Ø	H	
13.0544.042.12	42,4 x 2,6	970	1
13.0544.048.12	48,3 x 2,6	970	1

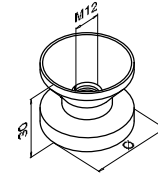
304			
INDOOR	Ø	H	
13.0564.242.12	42,4 x 2,0	1150	1



304			
INDOOR	Ø		
13.0501.042.12	42,4 x 2,0 + 42,4 x 2,6		2
13.0501.048.12	48,3 x 2,0 + 48,3 x 2,6		2

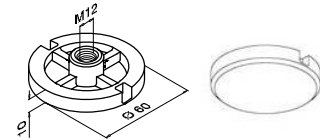
316			
OUTDOOR	Ø		
14.0501.042.12	42,4 x 2,0 + 42,4 x 2,6		2



304			
INDOOR	Ø		
13.3501.242.00	42,4 x 2,0		2
13.3501.042.00	42,4 x 2,6		2

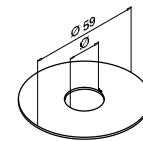
316			
OUTDOOR	Ø		
14.3501.242.00	42,4 x 2,0		2



304			
INDOOR			
13.0731.060.12			2

316			
OUTDOOR			
14.0731.060.12			2

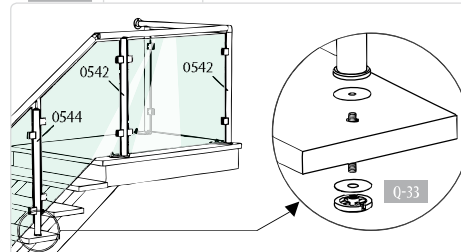


19.5080.060.00	18		20
----------------	----	--	----

19.5081.060.00	12		20
----------------	----	--	----



Q-INFO MOD 0544





# Tilbehør

## Tilbehør

### Stell og vedlikehold



#### Q-cleaner

Beskyttelsesspray for rustfritt stål, konsentrert, uten drivgass. 300 ml

	<b>Q</b>	€	
19.0601.000.00	Q-23	300 ml	1



#### Q-ultra-clean

Kjemisk rens for å fjerne urenheter og rustflekker fra rustfritt stål. Gjenoppbygger/forsegler overflaten på rustfritt stål. 500 ml

	<b>Q</b>	€	
19.0610.000.00	Q-22	500 ml	1



#### Scotch®-Brite

Pussepap

	<b>Q</b>		
19.0640.000.00	Q-25		10



#### Q-glass tex

Glasskluter, 100% Viskose, 33x37cm

	<b>Q</b>		
19.0660.000.00	Q-27		20

Q-INFO MOD 0640 / 0610



Q-25



Q-22  
Q-ultra-clean  
500 ml  
19.0610.000.00

Q-INFO



Q-21  
Q-glue  
50 ml  
19.1331.000.00

Boring og gjenging



Bormal

	Q	Ø	M	
19.0718.442.00	Q-74	Ø 42,4	M5, M6, M8, M10	1
19.0718.448.00	Q-75	Ø 48,3	M5, M6, M8, M10	1



Skjære og gjengeolje

Konsentrert, uten drivgass.  
300 ml

MOD 0714

	Q	e	
19.0714.001.00	Q-64	300 ml	1



Flow-drill sett

- Standardsett inneholder:
- Verktøyholder MC2
  - Spennhylse ER25
  - Skrunøkkel
  - C-nøkkel
  - Flowdrill etter eget valg
  - Smøremiddel til
  - friksjonsboring
  - Gjengeolje
  - Messingpensel (for smøremiddel)
  - Børstepensel (for gjengeolje)
  - Gjengetapp

MOD 0717

	Q	M	
19.0717.005.00	Q-58	M5	1
19.0717.006.00	Q-59	M6	1
19.0717.008.00	Q-60	M8	1

Q-INFO MOD 0719



Komplett sett



Bormal

(2x), på styreskinne

	Q	Ø	M	
19.0719.042.00	Q-76	Ø 42,4	M5, M6, M8, M10	1
19.0719.048.00	Q-77	Ø 48,3	M5, M6, M8, M10	1



Bor med stopper

for tre

MOD 0709

	Q	Ø	
19.0708.015.00	Q-80	15	1

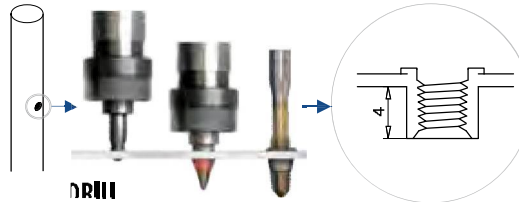


14-delers bor- og gjengetett

for rustfritt stål

	Q	Ø	
19.0714.000.00	Q-61	M3 - M12	1

Q-INFO MOD 0717



Easy Glass® multiverktøy

MOD 0720

	Q	
19.6920.000.00	Q-71	1



Løfteverktøy

	Q	
19.0751.000.00	Q-55	2



# Sertifiseringer



**CSTB** **AbP** **LGAD** **GOEDKEURING** **geprüft nach Schweizer Baustandard** **APPROVED**  
BAUART **Typen** **VOLGENS BOUWBESLUIT** **feroplan** **to BS 6180**  
GEBÜRGT **geprüft** **NEN 6702** **geprüft** **NEN-EN 1991-1-1**

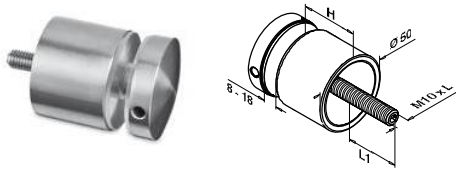




# Glassadaptere



Flat - glass

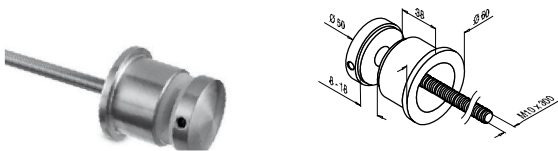


304				
INDOOR	H	L	L1	
13.0747.000.12	10	50	10	2
13.0747.300.12	30	80	20	2
13.0747.400.12	40	80	10	2
13.0747.500.12	50	90	10	2

316				
OUTDOOR	H	L	L1	
14.0747.000.12	10	50	10	2
14.0747.300.12	30	80	20	2
14.0747.400.12	40	80	10	2
14.0747.500.12	50	90	10	2



Flat - glass



316		
OUTDOOR		
14.0748.350.12	2	



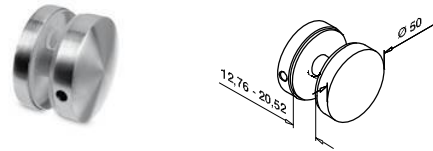
Flat - glass



MOD 0749

304					
INDOOR	H	T			
13.0749.300.12	30	8 - 18	05-521	120->	05-532 120->
13.0749.400.12	40	8 - 21,52	05-521	120->	05-532 120->
13.0749.500.12	50	8 - 21,52	05-521	120->	05-532 120->

316					
OUTDOOR	H	T			
14.0749.300.12	30	8 - 18	05-520	120->	05-533 120->
14.0749.400.12	40	8 - 21,52	05-520	120->	05-533 120->
14.0749.500.12	50	8 - 21,52	05-520	120->	05-533 120->



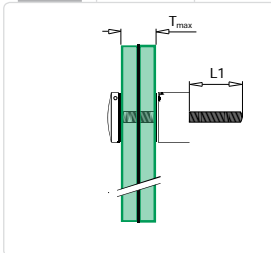
304	
INDOOR	
13.0742.050.12	2

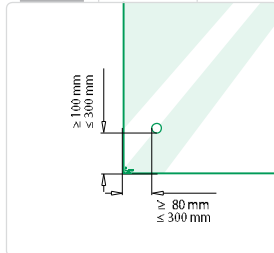
316	
OUTDOOR	
14.0742.050.12	2



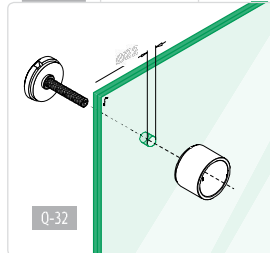
Q-INFO MOD 0747



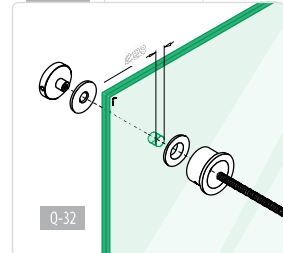
Q-INFO MOD 0747



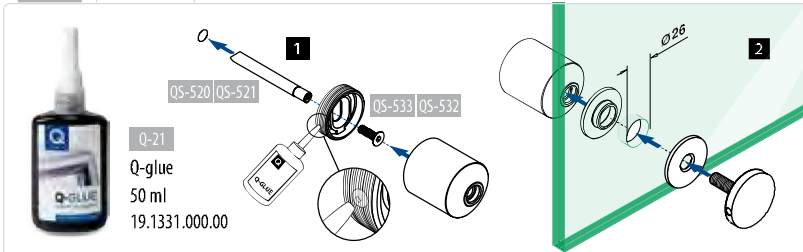
Q-INFO MOD 0747



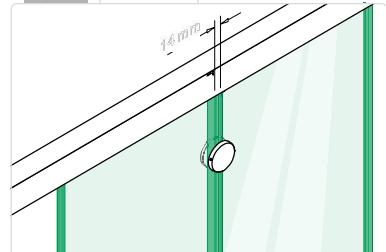
Q-INFO MOD 0748



Q-INFO MOD 0749



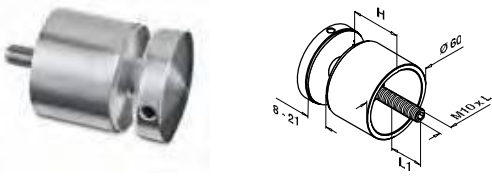
Q-INFO MOD 0742



BØRSTET

EASY GLASS® SYSTEM - Glassadapter, runde - Ø 60 mm

Flat - glass




304				
INDOOR	H	L	L1	
13.0745.300.12	30	90	27	2
13.0745.400.12	40	100	27	2
13.0745.500.12	50	110	27	2

316				
OUTDOOR	H	L	L1	
14.0745.300.12	30	90	27	2
14.0745.400.12	40	100	27	2
14.0745.500.12	50	110	27	2



Flat - glass



304				
INDOOR	H	L	L1	
13.0745.000.12	10	70	27	2

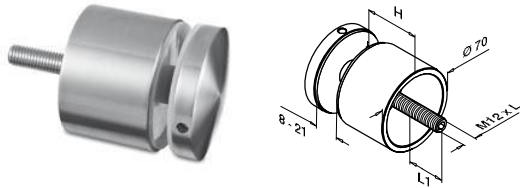
316				
OUTDOOR	H	L	L1	
14.0745.000.12	10	70	27	2



BØRSTET

EASY GLASS® SYSTEM - Glassadapter, runde - Ø 70 mm

Flat - glass



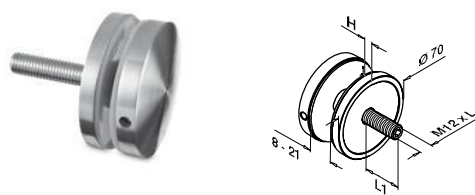
304				
INDOOR	H	L	L1	
13.0748.300.12	30	90	28	2
13.0748.400.12	40	100	28	2
13.0748.500.12	50	110	28	2

316				
OUTDOOR	H	L	L1	
14.0748.300.12	30	90	28	2
14.0748.400.12	40	100	28	2
14.0748.500.12	50	110	28	2



Flat - glass



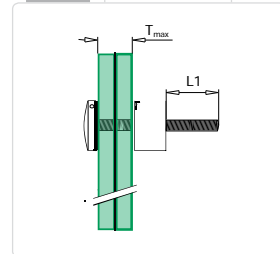
304				
INDOOR	H	L	L1	
13.0748.000.12	10	70	28	2

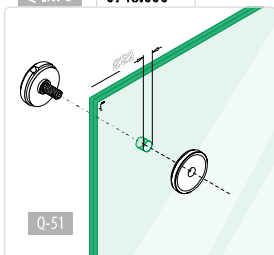
316				
OUTDOOR	H	L	L1	
14.0748.000.12	10	70	28	2



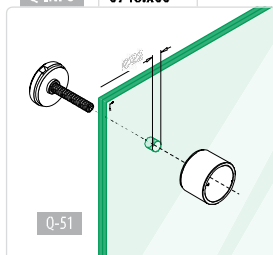
Q-INFO MOD 0748.x00



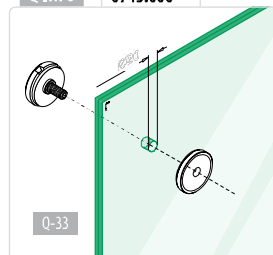
Q-INFO 0748.000



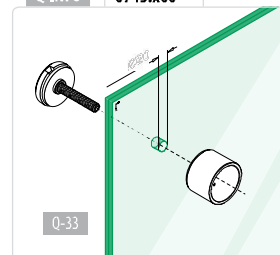
Q-INFO 0748.x00



Q-INFO 0745.000

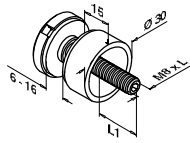


Q-INFO 0745.x00



## BØRSTET

Flat - glass



746

**304**

INDOOR	L	L1	
13.0746.000.12	50	12	4

**316**

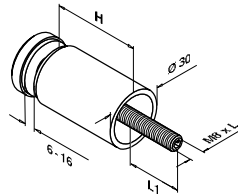
OUTDOOR	L	L1	
14.0746.000.12	50	12	4

**Sink**

INDOOR	L	L1	
10.0746.000...	50	12	4



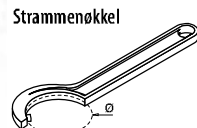
Flat - glass



Ø 30 mm

**304**

INDOOR	H	L	L1	
13.0746.300.12	30	70	16	4
13.0746.400.12	40	80	16	4
13.0746.500.12	50	90	16	4



Strammenøkkel

MOD 0746

	Q	Ø	
19.0702.025.00	Q-30	25 - 28	1
19.0702.030.00	Q-31	30 - 32	1
19.0702.050.00	Q-32	45 - 50	1
19.0702.060.00	Q-33	58 - 62	1
19.0702.070.00	Q-51	68 - 75	1

Q-INFO

**Sink**

**MOD 0746.000 OVERFLATER**

Råsink

Matt krom

Børstet overflate



10.0746....00

10.0746....16

10.0746....19

Sort  
RAL 9005

Hvit  
RAL 9016

Aluminiumsgrå  
RAL 9006

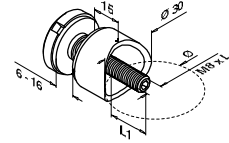


10.0746....31

10.0746....32

10.0746....36

Rør - glass



746

**304**

INDOOR	Ø	L	L1	
13.0746.033.12	33,7	50	12	4

13.0746.042.12	42,4	50	12	4
----------------	------	----	----	---

13.0746.048.12	48,3	50	12	4
----------------	------	----	----	---

**316**

OUTDOOR	Ø	L	L1	
14.0746.033.12	33,7	50	12	4

14.0746.042.12	42,4	50	12	4
----------------	------	----	----	---

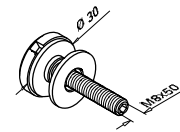
14.0746.048.12	48,3	50	12	4
----------------	------	----	----	---

14.0746.060.12	60,3	50	12	4
----------------	------	----	----	---

**Sink**

INDOOR	Ø	L	L1	
10.0746.033...	33,7	50	12	4

10.0746.042...	42,4	50	12	4
----------------	------	----	----	---



740

**304**

INDOOR	
13.0740.000.12	4

**316**

OUTDOOR	
14.0740.000.12	4



Q-INFO

**Sink**

**MOD 0746.0XX OVERFLATER**

Råsink

Børstet overflate

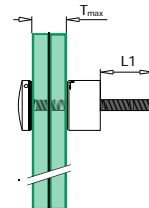


10.0746....00

10.0746....19

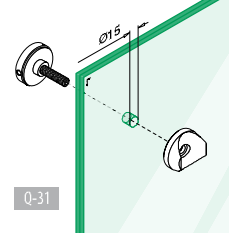
Q-INFO

**MOD 0746**



Q-INFO

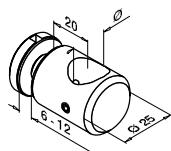
**MOD 0746.0xx**



BØRSTET

Glassadapter - Ø 25 mm

Glas - bolt



MOD 0746 - Ø 25 mm

304			
INDOOR	Ø		
13.0746.016.12	16		4
316			
OUTDOOR	Ø		
14.0746.012.12	12		4
14.0746.016.12	16		4



Strammenøkkel

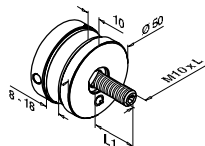
MOD: 0702

	Q	Ø	
19.0702.025.00	Q-30	25 - 28	1
19.0702.030.00	Q-31	30 - 32	1
19.0702.050.00	Q-32	45 - 50	1
19.0702.060.00	Q-33	58 - 62	1
19.0702.070.00	Q-51	68 - 75	1

BØRSTET

Glassadapter - Ø 50 mm

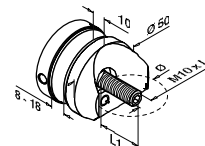
Flat - glass



304				
INDOOR	L	L1		
13.0747.000.12	50	10		2
316				
OUTDOOR	L	L1		
14.0747.000.12	50	10		2
Sink				
	L	L1		
10.0747.000...	50	10		2



Rør - glass



- Ø 42,4 / Ø 48,3 mm

304				
INDOOR	Ø	L	L1	
13.0747.042.12	42,4	50	10	2
13.0747.048.12	48,3	50	10	2
316				
OUTDOOR	Ø	L	L1	
14.0747.042.12	42,4	50	10	2



Flat - glass

Q-INFO

simla

MOD 0747.000 OVERFLATER

Råsink

Børstet overflate

10.xxxx.xxx.20 = OUTDOOR

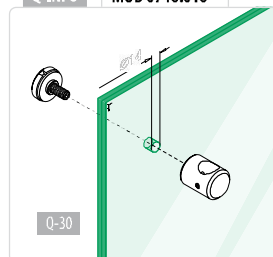


10.0747.000.00

10.0747.000.20

Q-INFO

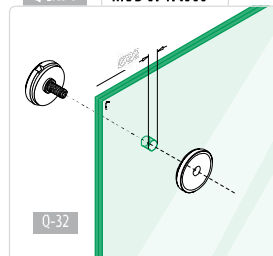
MOD 0746.016



Q-30

Q-INFO

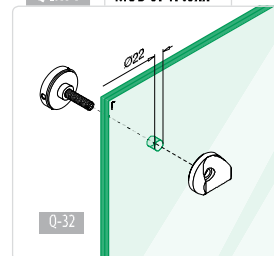
MOD 0747.000



Q-32

Q-INFO

MOD 0747.0xx

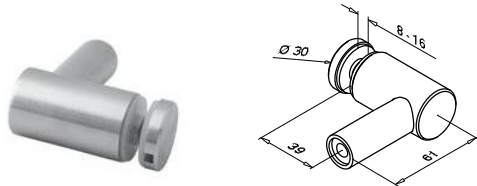


Q-32



**BÖRSTET**

Flat - glass

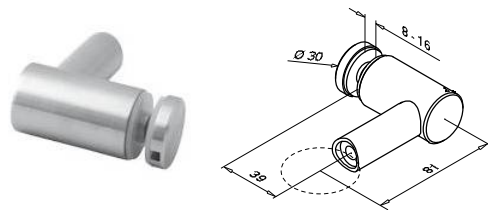


<b>316</b>			
<b>OUTDOOR</b>			
14.0754.000.12	Q5-30	120->	4



International Design Model Protection

Rör - glass

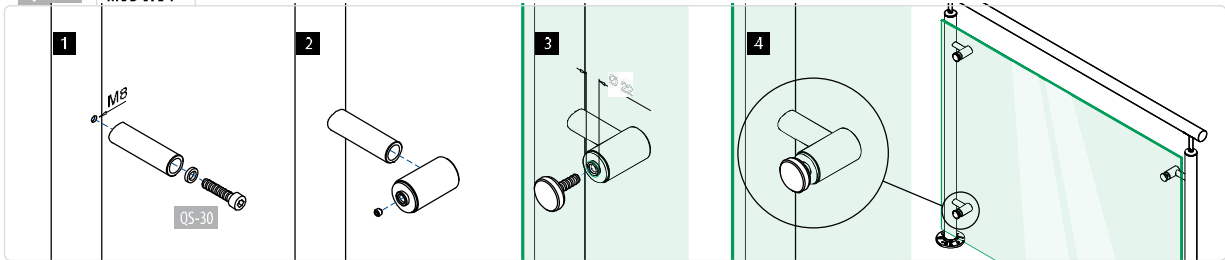


<b>316</b>			
<b>OUTDOOR</b>			
14.0754.042.12	42,4	Q5-30	120->
14.0754.048.12	48,3	Q5-30	120->



International Design Model Protection

Q-INFO MOD 0754



MN: 070

	Q	Ø	
19.0702.025.00	Q-30	25 - 28	1
19.0702.030.00	Q-31	30 - 32	1
19.0702.050.00	Q-32	45 - 50	1
19.0702.060.00	Q-33	58 - 62	1
19.0702.070.00	Q-51	68 - 75	1



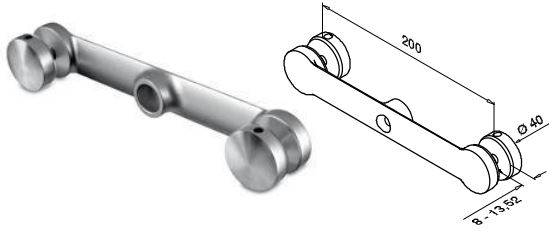
Umbraco-sett

7 stk.

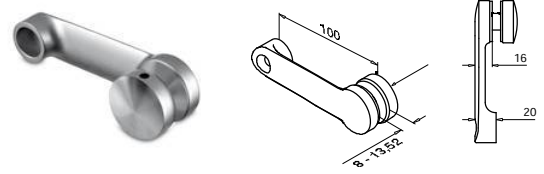
	Q (○)							
19.0701.000.00	Q-2	Q-2,5	Q-3	Q-4	Q-5	Q-6	Q-8	1

BØRSTET


Glassadapter - Spider



<b>304</b>		
<b>INDOOR</b>		
13.0752.000.12	QS-21   120->	2



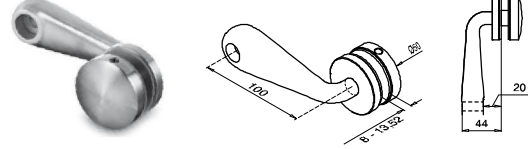
<b>304</b>		
<b>INDOOR</b>		
13.0753.000.12	QS-21   120->	2



<b>304</b>		
<b>INDOOR</b>		
13.0750.000.12	QS-31   120->	2



<b>316</b>		
<b>OUTDOOR</b>		
14.0750.000.12	QS-72   120->	2



<b>304</b>		
<b>INDOOR</b>		
13.0751.000.12	QS-31   120->	2

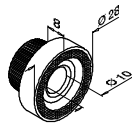
<b>316</b>		
<b>OUTDOOR</b>		
14.0751.000.12	QS-72   120->	2



BØRSTET

Adapter for glassklemmer

Flat



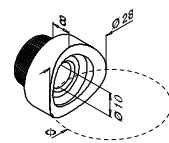
<b>304</b>		
<b>INDOOR</b>		
13.0724.000.12	2	

<b>316</b>		
<b>OUTDOOR</b>		
14.0724.000.12	2	



OBS: Bestill skruer separat.

For rør

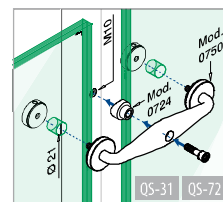


<b>304</b>		
<b>INDOOR</b>	Ø	
13.0724.042.12	42,4	2
13.0724.048.12	48,3	2

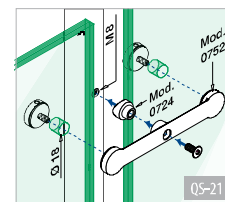
<b>316</b>		
<b>OUTDOOR</b>	Ø	
14.0724.042.12	42,4	2
14.0724.048.12	48,3	2



Q-INFO MOD 0750



Q-INFO MOD 0752

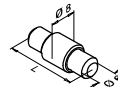
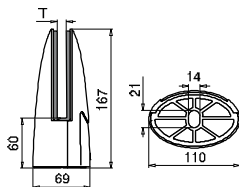




# Easy Glass® gulv glassklemmer



## BØRSTET



Sikkerhedsstifter til  
glassklemmer, valgfri  
brug til modell 6000

	For modell	L	
19.5015.030.00	6000	30	4

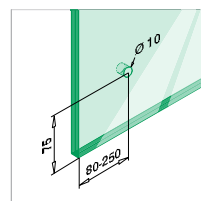
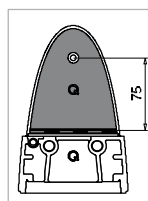
### MOD 6000

316	OUTDOOR	T		
14.6012.000.12		12	05-60 120->	1
14.6013.000.12		12,76 (6 - 0,76 - 6)	05-60 120->	1
14.6014.000.12		13,52 (6 - 1,52 - 6)	05-60 120->	1
14.6015.000.12		15	05-60 120->	1
14.6017.000.12		16,76 (8 - 0,76 - 8)	05-60 120->	1
14.6018.000.12		17,52 (8 - 1,52 - 8)	05-60 120->	1



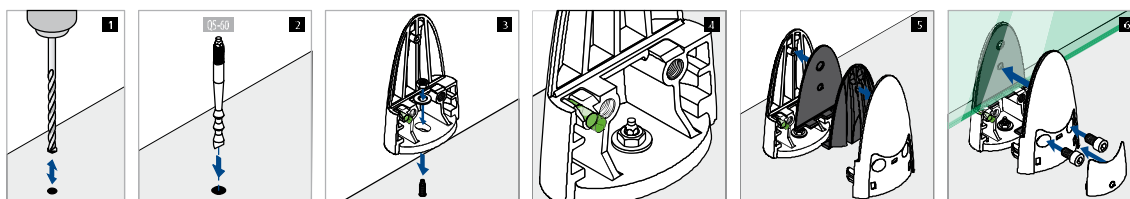
International Design Model Protection

### Q-INFO MOD 5015



OBS! Gummiinnlegg, eventuelle sikkerhetspinner og festeskruer bestilles separat.

### Q-INFO MOD 6000

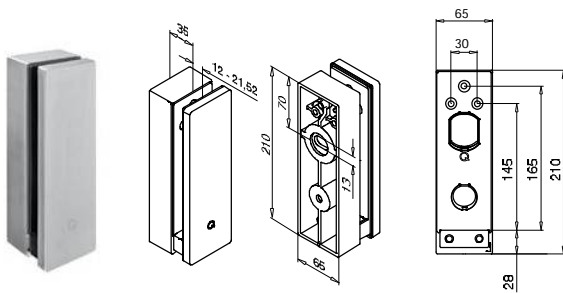






BØRSTET

EASY GLASS® SYSTEM – Rekkverksholder



304

INDOOR

13.0763.000.12



QS-61 120->



1

316

OUTDOOR

14.0763.000.12



QS-60 120->

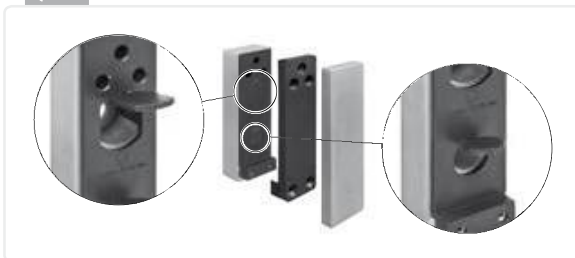


1

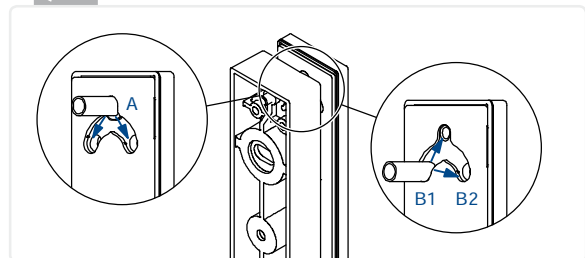


International Design Model Protection

Q-INFO

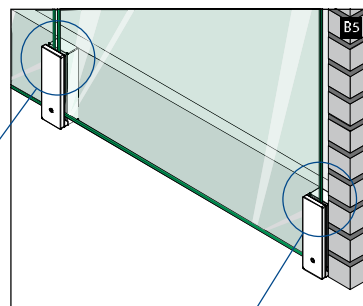
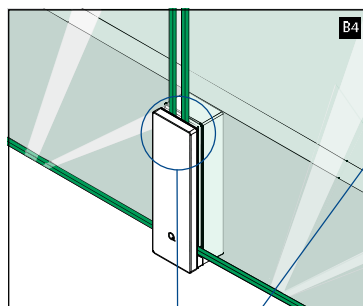
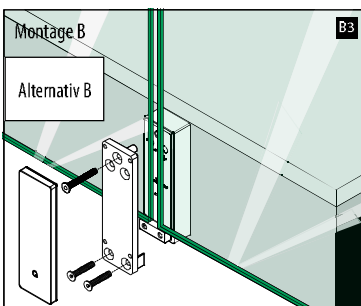
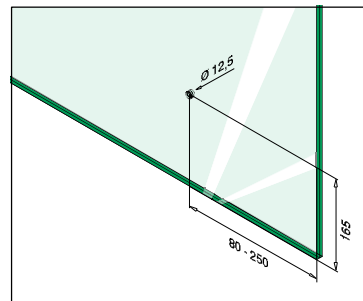
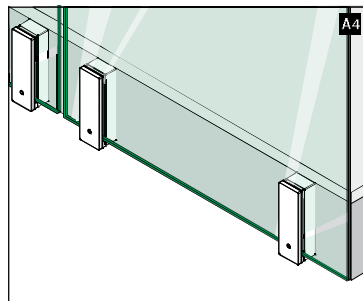
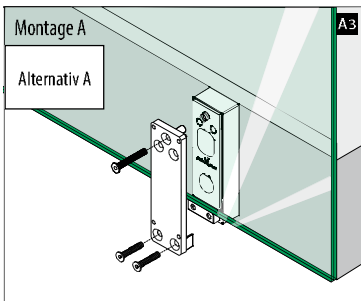
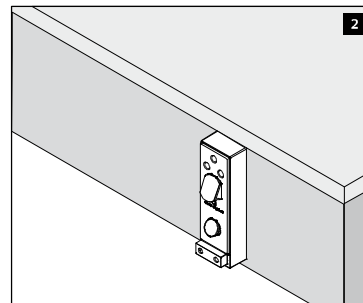
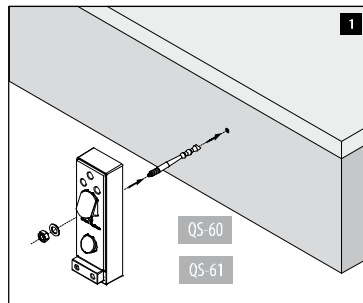
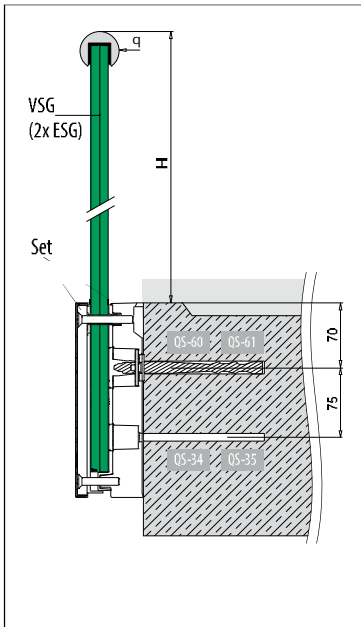


Q-INFO

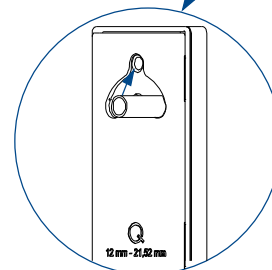
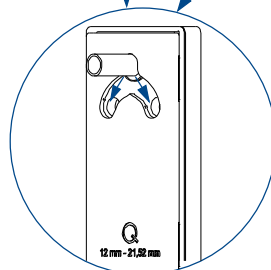


Q-INFO

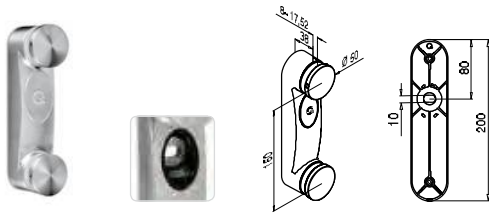
Mulige løsninger  
Sidemontert



VSG (2x ESG): Herdet/laminert glass  
ESG : Herdet glass



IKKE justerbar vinkel

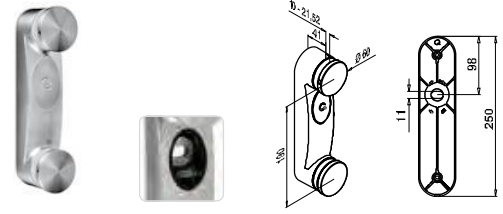


<b>304</b>		
<b>INDOOR</b>		
13.0762.000.12	QS-63 120->	1
<b>316</b>		
<b>OUTDOOR</b>		
14.0762.000.12	QS-62 120->	1



International Design Model Protection

IKKE justerbar vinkel

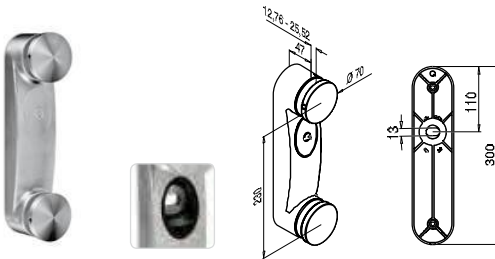


<b>304</b>		
<b>INDOOR</b>		
13.0761.000.12	QS-75 120->	1
<b>316</b>		
<b>OUTDOOR</b>		
14.0761.000.12	QS-75 120->	1



International Design Model Protection

IKKE justerbar vinkel

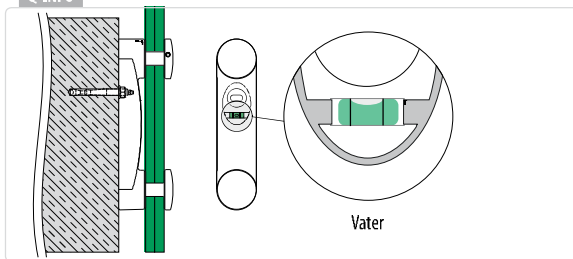


<b>304</b>		
<b>INDOOR</b>		
13.0760.000.12	QS-61 120->	1
<b>316</b>		
<b>OUTDOOR</b>		
14.0760.000.12	QS-60 120->	1

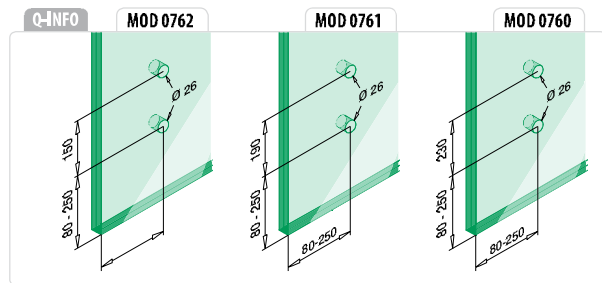


International Design Model Protection

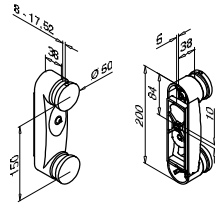
Q-INFO



Q-INFO



Justerbar vinkel

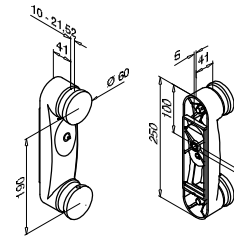


<b>304</b>			
<b>INDOOR</b>			
13.0766.000.12	QS-528	120->	QS-29
			120->
			1
<b>316</b>			
<b>OUTDOOR</b>			
14.0766.000.12	QS-529	120->	QS-30
			120->
			1



International Design Model Protection

Justerbar vinkel

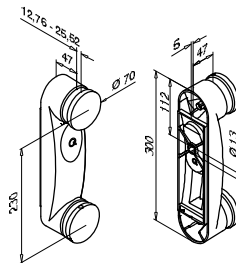


<b>304</b>			
<b>INDOOR</b>			
13.0765.000.12	QS-521	120->	QS-67
			120->
			1
<b>316</b>			
<b>OUTDOOR</b>			
14.0765.000.12	QS-520	120->	QS-68
			120->
			1



International Design Model Protection

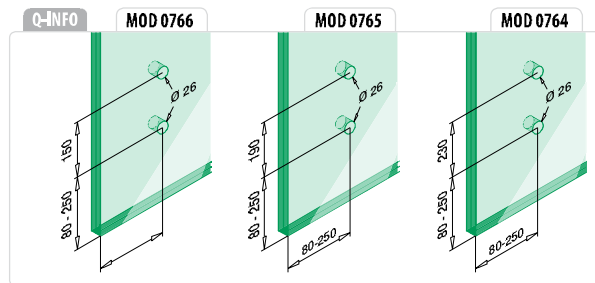
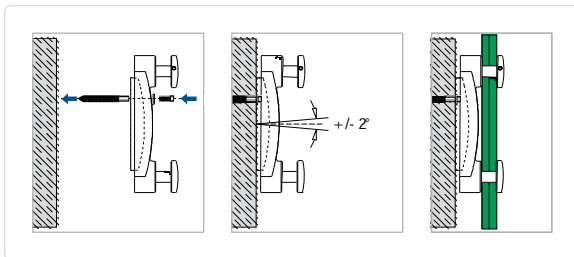
Justerbar vinkel



<b>304</b>			
<b>INDOOR</b>			
13.0764.000.12	QS-505	120->	QS-551
			120->
			1
<b>316</b>			
<b>OUTDOOR</b>			
14.0764.000.12	QS-73	120->	QS-552
			120->
			1

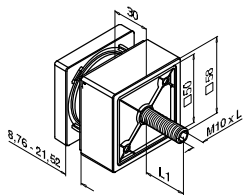


International Design Model Protection





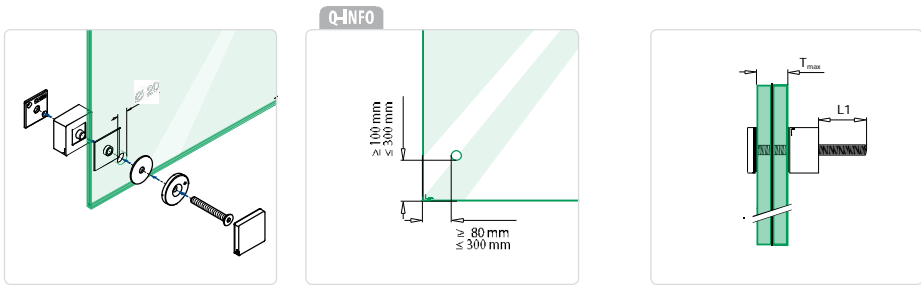
**BØRSTET** EASY GLASS® SYSTEM - Rekkverkholder, kvadratiske

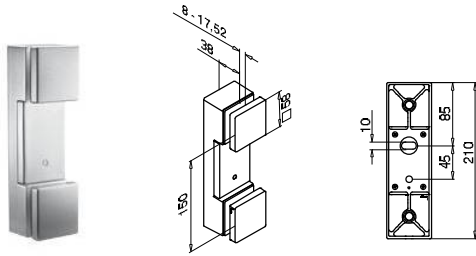


316	L	L1	
<b>OUTDOOR</b>			
14.4747.300.12	80	17	2



International Design Model Protection





316

OUTDOOR

14.4762.000.12

QS-62 120->

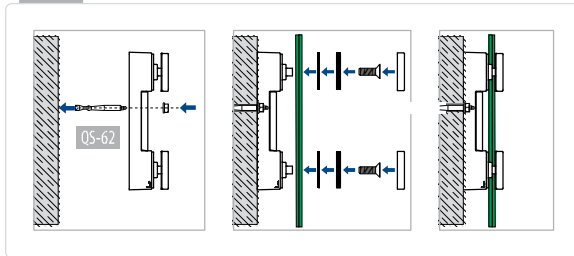
1



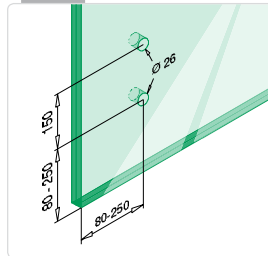
International Design Model Protection



Q-INFO



Q-INFO



Festmaterieill



304

INDOOR

95.0100.850.13

QS-1

Q-4

M8 x 12

50

50

95.0100.890.13

QS-85

Q-4

M8 x 33

90

50

316

OUTDOOR

93.0100.850.14

QS-2

Q-4

M8 x 12

50

50

95.0100.890.14

QS-86

Q-4

M8 x 33

90

50

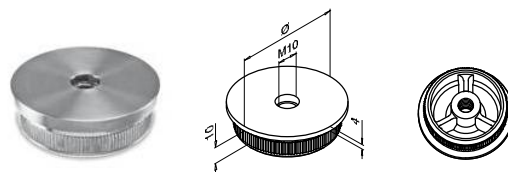
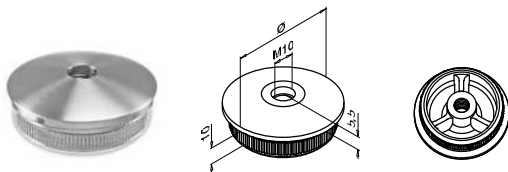


# Endelokk

## Endelokk

BØRSTET

Q-LINE - EASY HIT® - Håndløpertilbehør



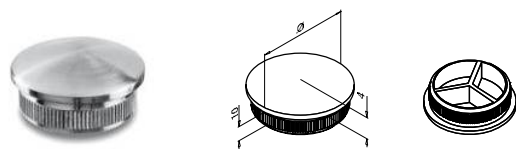
304		
INDOOR	Ø	
13.5735.242.12	42,4 x 2,0	2
13.5735.042.12	42,4 x <b>2,6</b>	2
13.5735.248.12	48,3 x 2,0	2
13.5735.048.12	48,3 x <b>2,6</b>	2
316		
OUTDOOR	Ø	
14.5735.242.12	42,4 x 2,0	2
14.5735.042.12	42,4 x <b>2,6</b>	2
14.5735.248.12	48,3 x 2,0	2
14.5735.048.12	48,3 x <b>2,6</b>	2
14.5735.060.12	60,3 x 2,0	2

304		
INDOOR	Ø	
13.5736.242.12	42,4 x 2,0	2
13.5736.042.12	42,4 x <b>2,6</b>	2
13.5736.248.12	48,3 x 2,0	2
13.5736.048.12	48,3 x <b>2,6</b>	2
316		
OUTDOOR	Ø	
14.5736.242.12	42,4 x 2,0	2
14.5736.248.12	48,3 x 2,0	2



BØRSTET

QUICKRAIL® - Bolt, rør, koblinger og endelokk (EASY HIT®)



-EASY HIT®

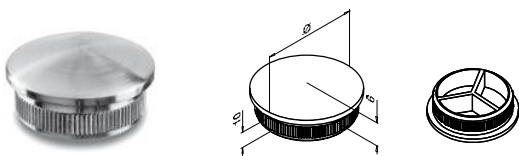
304		
INDOOR	Ø	
13.5729.112.12	12 x <b>1,0</b>	4



Q-INFO MOD 0704

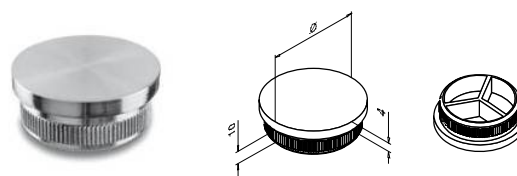


EASY HIT®



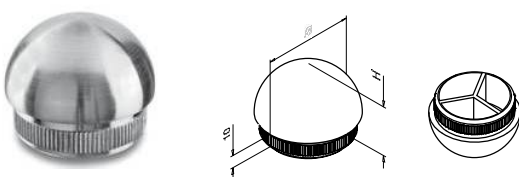
304			
INDOOR	Ø		
13.5729.233.12	33,7 x 2,0		2
13.5729.142.12	42,4 x <b>1,5</b>		2
13.5729.242.12	42,4 x 2,0		2
13.5729.042.12	42,4 x <b>2,6</b>		2
13.5729.248.12	48,3 x 2,0		2
13.5729.048.12	48,3 x <b>2,6</b>		2

316			
OUTDOOR	Ø		
14.5729.242.12	42,4 x 2,0		2
14.5729.042.12	42,4 x <b>2,6</b>		2
14.5729.248.12	48,3 x 2,0		2
14.5729.048.12	48,3 x <b>2,6</b>		2



304			
INDOOR	Ø		
13.5732.233.12	33,7 x 2,0		2
13.5732.242.12	42,4 x 2,0		2
13.5732.042.12	42,4 x <b>2,6</b>		2
13.5732.248.12	48,3 x 2,0		2
13.5732.048.12	48,3 x <b>2,6</b>		2

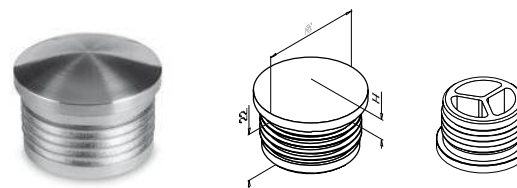
316			
OUTDOOR	Ø		
14.5732.242.12	42,4 x 2,0		2
14.5732.042.12	42,4 x <b>2,6</b>		2
14.5732.248.12	48,3 x 2,0		2
14.5732.048.12	48,3 x <b>2,6</b>		2



MOD 5730

304			
INDOOR	Ø	H	
13.5730.233.12	33,7 x 2,0	17	2
13.5730.242.12	42,4 x 2,0	21	2
13.5730.042.12	42,4 x <b>2,6</b>	21	2
13.5730.248.12	48,3 x 2,0	24	2

316			
OUTDOOR	Ø	H	
14.5730.242.12	42,4 x 2,0	21	2
14.5730.248.12	48,3 x 2,0	24	2
14.5730.048.12	48,3 x <b>2,6</b>	24	2



ABS plast		Rustfri effekt	
INDOOR	Ø	H	
24.5729.233.19	33,7 x 2,0	8	2
24.5729.242.19	42,4 x 2,0	9	2
24.5729.248.19	48,3 x 2,0	9	2



Q-INFO MOD 0704



Q-INFO



Q-21  
Q-glue  
50 ml  
19.1331.000.00

Q-INFO



Q-23  
Q-cleaner  
300 ml  
19.0601.000.00

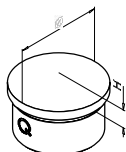
Q-INFO



Q-22  
Q-ultra-clean  
500 ml  
19.0610.000.00



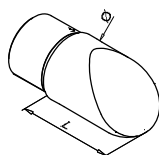
BØRSTET



MOD 0729

304			
INDOOR	Ø	H	
13.0729.233.12	33,7 x 2,0	8	2
13.0729.242.12	42,4 x 2,0	9	2
13.0729.042.12	42,4 x <b>2,6</b>	9	2
13.0729.248.12	48,3 x 2,0	10	2
13.0729.048.12	48,3 x <b>2,6</b>	10	2
13.0729.060.12	60,3 x 2,0	11	2

316			
OUTDOOR	Ø	H	
14.0729.242.12	42,4 x 2,0	9	2
14.0729.042.12	42,4 x <b>2,6</b>	9	2
14.0729.248.12	48,3 x 2,0	10	2
14.0729.048.12	48,3 x <b>2,6</b>	10	2

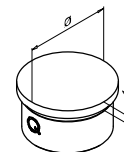


304			
INDOOR	Ø	L	
13.0738.242.12	42,4 x 2,0	60	2
13.0738.248.12	48,3 x 2,0	65	2

316			
OUTDOOR	Ø	L	
14.0738.242.12	42,4 x 2,0	60	2
14.0738.248.12	48,3 x 2,0	65	2

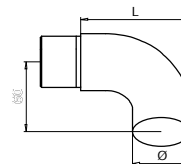


International Design Model Protection



304		
INDOOR	Ø	
13.0732.233.12	33,7 x 2,0	2
13.0732.242.12	42,4 x 2,0	2
13.0732.248.12	48,3 x 2,0	2

316		
OUTDOOR	Ø	
14.0732.242.12	42,4 x 2,0	2
14.0732.248.12	48,3 x 2,0	2



MOD 0739

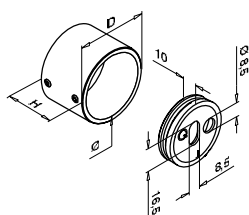
304			
INDOOR	Ø	L	
13.0739.233.12	33,7 x 2,0	77	2
13.0739.242.12	42,4 x 2,0	81	2
13.0739.042.12	42,4 x <b>2,6</b>	81	2
13.0739.248.12	48,3 x 2,0	84	2
13.0739.048.12	48,3 x <b>2,6</b>	84	2

316			
OUTDOOR	Ø	L	
14.0739.242.12	42,4 x 2,0	81	2
14.0739.042.12	42,4 x <b>2,6</b>	81	2
14.0739.248.12	48,3 x 2,0	84	2
14.0739.048.12	48,3 x <b>2,6</b>	84	2



BØRSTET

Q-LINE – Endeavslutninger



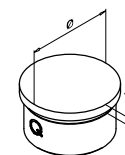
304					
INDOOR	Ø	D	H		
13.0504.033.12	33,7	41	30	Q5-55	Q5-21
13.0504.042.12	42,4	50	35	Q5-55	Q5-21
13.0504.048.12	48,3	56	35	Q5-55	Q5-21

316					
OUTDOOR	Ø	D	H		
14.0504.042.12	42,4	50	35	Q5-55	Q5-22
14.0504.048.12	48,3	56	35	Q5-55	Q5-22



BØRSTET

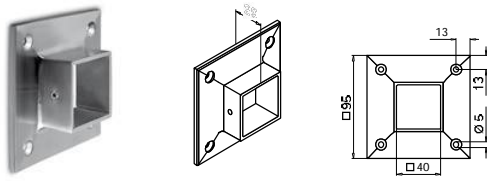
QUICKRAIL® – Rør og endeløkk



304		
INDOOR	Ø	
13.0732.242.12	42,4 x 2,0	2
13.0732.248.12	48,3 x 2,0	2

316		
OUTDOOR	Ø	
14.0732.242.12	42,4 x 2,0	2
14.0732.248.12	48,3 x 2,0	2





<b>304</b>			
<b>INDOOR</b>			
13.4505.040.12	Q5-5	120->	2

<b>316</b>			
<b>OUTDOOR</b>			
14.4505.040.12	Q5-6	120->	2



<b>304</b>			
<b>INDOOR</b>			
13.4732.040.12			2

<b>316</b>			
<b>OUTDOOR</b>			
14.4732.040.12			2



-EASY HIT®

<b>316</b>			
<b>OUTDOOR</b>			
14.5728.040.12	40 x 40		2



MOD 4733 - EASY HIT®

<b>304</b>			
<b>INDOOR</b>			
13.4733.040.12			2



<b>304</b>			
<b>INDOOR</b>			
13.4727.000.12	Q5-26	120->	2



Q-INFO



Q-INFO



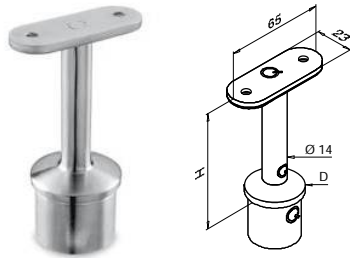
Q-INFO





Håndløperholdere

Rør - flat



- D = Ø 33,7 mm

304					
INDOOR	D	H			
13.0709.200.12	Ø 33,7 x 2,0	80	Q5-12	120->	2

- D = Ø 42,4 mm

304					
INDOOR	D	H			
13.0710.200.12	Ø 42,4 x 2,0	81	Q5-12	120->	2
13.0710.000.12	Ø 42,4 x 2,6	81	Q5-12	120->	2

316					
OUTDOOR	D	H			
14.0710.200.12	Ø 42,4 x 2,0	81	Q5-13	120->	2
14.0710.000.12	Ø 42,4 x 2,6	81	Q5-13	120->	2

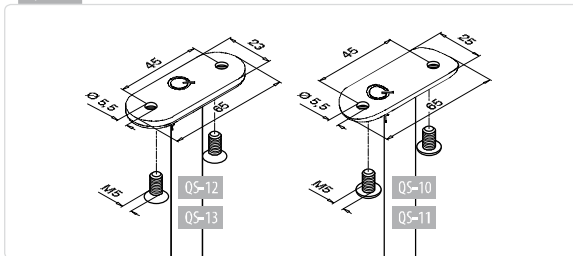
- D = Ø 48,3 mm

304					
INDOOR	D	H			
13.0711.200.12	Ø 48,3 x 2,0	82	Q5-12	120->	2
13.0711.000.12	Ø 48,3 x 2,6	82	Q5-12	120->	2


316					
OUTDOOR	D	H			
14.0711.200.12	Ø 48,3 x 2,0	82	Q5-13	120->	2
14.0711.000.12	Ø 48,3 x 2,6	82	Q5-13	120->	2



Q-INFO



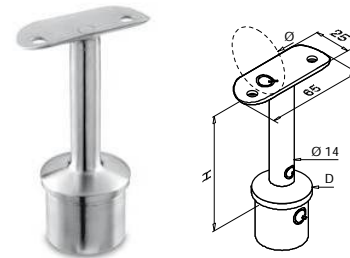
Q-INFO



Q-21  
Q-glue  
50 ml  
19.1331.000.00

Q-glue space

Rør - rør



- D = Ø 33,7 mm

304					
INDOOR	D	Ø	H		
13.0709.233.12	Ø 33,7 x 2,0	33,7	78	Q5-10	120-> 2
13.0709.242.12	Ø 33,7 x 2,0	42,4	78	Q5-10	120-> 2

- D = Ø 42,4 mm

304					
INDOOR	D	Ø	H		
13.0710.242.12	Ø 42,4 x 2,0	42,4	79	Q5-10	120-> 2
13.0710.248.12	Ø 42,4 x 2,0	48,3	79	Q5-10	120-> 2
13.0710.042.12	Ø 42,4 x 2,6	42,4	79	Q5-10	120-> 2
13.0710.048.12	Ø 42,4 x 2,6	48,3	79	Q5-10	120-> 2

316					
OUTDOOR	D	Ø	H		
14.0710.242.12	Ø 42,4 x 2,0	42,4	79	Q5-11	120-> 2
14.0710.248.12	Ø 42,4 x 2,0	48,3	79	Q5-11	120-> 2
14.0710.042.12	Ø 42,4 x 2,6	42,4	79	Q5-11	120-> 2
14.0710.048.12	Ø 42,4 x 2,6	48,3	79	Q5-11	120-> 2

- D = Ø 48,3 mm

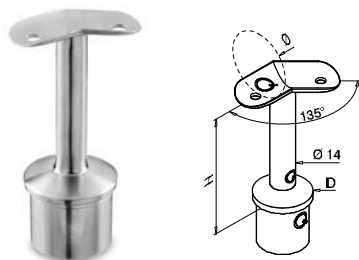
304					
INDOOR	D	Ø	H		
13.0711.248.12	Ø 48,3 x 2,0	48,3	80	Q5-10	120-> 2 Tested
13.0711.042.12	Ø 48,3 x 2,6	42,4	80	Q5-10	120-> 2
13.0711.048.12	Ø 48,3 x 2,6	48,3	80	Q5-10	120-> 2

316					
OUTDOOR	D	Ø	H		
14.0711.248.12	Ø 48,3 x 2,0	48,3	80	Q5-11	120-> 2
14.0711.042.12	Ø 48,3 x 2,6	42,4	80	Q5-11	120-> 2
14.0711.048.12	Ø 48,3 x 2,6	48,3	80	Q5-11	120-> 2



TESTED P131

Rør - rør



-D = Ø 33,7 mm

304						
INDOOR	D	Ø	H			
13.0709.333.12	Ø 33,7 x 2,0	33,7	78	QS-10	120->	2
13.0709.342.12	Ø 33,7 x 2,0	42,4	78	QS-10	120->	2

-D = Ø 42,4 mm

304						
INDOOR	D	Ø	H			
13.0710.342.12	Ø 42,4 x 2,0	42,4	79	QS-10	120->	2
13.0710.348.12	Ø 42,4 x 2,0	48,3	79	QS-10	120->	2
13.0710.442.12	Ø 42,4 x 2,6	42,4	79	QS-10	120->	2
13.0710.448.12	Ø 42,4 x 2,6	48,3	79	QS-10	120->	2

316						
OUTDOOR	D	Ø	H			
14.0710.342.12	Ø 42,4 x 2,0	42,4	79	QS-11	120->	2
14.0710.348.12	Ø 42,4 x 2,0	48,3	79	QS-11	120->	2
14.0710.442.12	Ø 42,4 x 2,6	42,4	79	QS-11	120->	2
14.0710.448.12	Ø 42,4 x 2,6	48,3	79	QS-11	120->	2

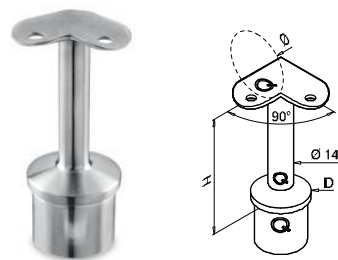
-D = Ø 48,3 mm

304						
INDOOR	D	Ø	H			
13.0711.348.12	Ø 48,3 x 2,0	48,3	80	QS-10	120->	2
13.0711.442.12	Ø 48,3 x 2,6	42,4	80	QS-10	120->	2
13.0711.448.12	Ø 48,3 x 2,6	48,3	80	QS-10	120->	2

316						
OUTDOOR	D	Ø	H			
14.0711.348.12	Ø 48,3 x 2,0	48,3	80	QS-11	120->	2
14.0711.442.12	Ø 48,3 x 2,6	42,4	80	QS-11	120->	2
14.0711.448.12	Ø 48,3 x 2,6	48,3	80	QS-11	120->	2



Rør - rør



-D = Ø 33,7 mm

304						
INDOOR	D	Ø	H			
13.0709.833.12	Ø 33,7 x 2,0	33,7	78	QS-10	120->	2
13.0709.842.12	Ø 33,7 x 2,0	42,4	78	QS-10	120->	2

-D = Ø 42,4 mm

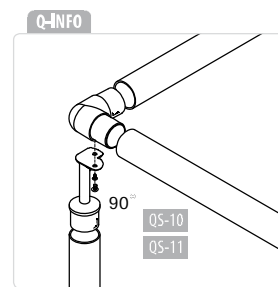
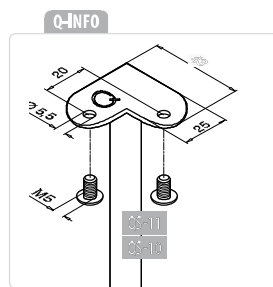
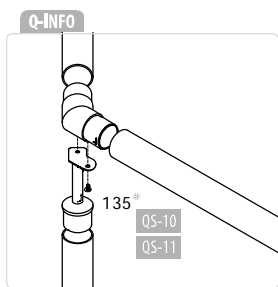
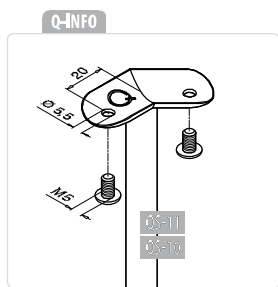
304						
INDOOR	D	Ø	H			
13.0710.842.12	Ø 42,4 x 2,0	42,4	79	QS-10	120->	2
13.0710.848.12	Ø 42,4 x 2,0	48,3	79	QS-10	120->	2
13.0710.942.12	Ø 42,4 x 2,6	42,4	79	QS-10	120->	2
13.0710.948.12	Ø 42,4 x 2,6	48,3	79	QS-10	120->	2

316						
OUTDOOR	D	Ø	H			
14.0710.842.12	Ø 42,4 x 2,0	42,4	79	QS-11	120->	2
14.0710.848.12	Ø 42,4 x 2,0	48,3	79	QS-11	120->	2
14.0710.942.12	Ø 42,4 x 2,6	42,4	79	QS-11	120->	2
14.0710.948.12	Ø 42,4 x 2,6	48,3	79	QS-11	120->	2

-D = Ø 48,3 mm

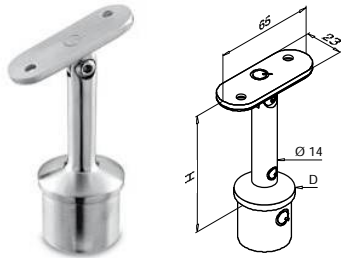
304						
INDOOR	D	H	Ø			
13.0711.848.12	Ø 48,3 x 2,0	80	48,3	QS-10	120->	2
13.0711.942.12	Ø 48,3 x 2,6	80	42,4	QS-10	120->	2
13.0711.948.12	Ø 48,3 x 2,6	80	48,3	QS-10	120->	2

316						
OUTDOOR	D	H	Ø			
14.0711.848.12	Ø 48,3 x 2,0	80	48,3	QS-11	120->	2
14.0711.942.12	Ø 48,3 x 2,6	80	42,4	QS-11	120->	2
14.0711.948.12	Ø 48,3 x 2,6	80	48,3	QS-11	120->	2



# BØRSTET

## Rør - flat



- D = Ø 33,7 mm

304					
INDOOR	D	H			
13.0717.200.12	Ø 33,7 x 2,0	80	QS-12	120->	2

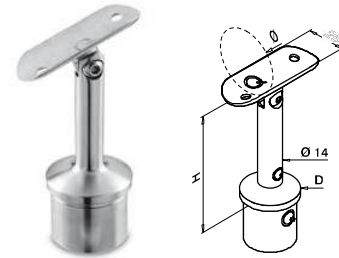
MOD 0718 - D = Ø 42,4 mm

304					
INDOOR	D	H			
13.0718.200.12	Ø 42,4 x 2,0	81	QS-12	120->	2
13.0718.000.12	Ø 42,4 x 2,6	81	QS-12	120->	2

316					
OUTDOOR	D	H			
14.0718.200.12	Ø 42,4 x 2,0	81	QS-13	120->	2
14.0718.000.12	Ø 42,4 x 2,6	81	QS-13	120->	2



## Rør - rør



- D = Ø 33,7 mm

304					
INDOOR	D	Ø	H		
13.0717.233.12	Ø 33,7 x 2,0	33,7	78	QS-10	120->
13.0717.242.12	Ø 33,7 x 2,0	42,4	78	QS-10	120->

- D = Ø 42,4 mm

304					
INDOOR	D	Ø	H		
13.0718.242.12	Ø 42,4 x 2,0	42,4	79	QS-10	120->
13.0718.248.12	Ø 42,4 x 2,0	48,3	79	QS-10	120->
13.0718.042.12	Ø 42,4 x 2,6	42,4	79	QS-10	120->
13.0718.048.12	Ø 42,4 x 2,6	48,3	79	QS-10	120->

316					
OUTDOOR	D	Ø	H		
14.0718.242.12	Ø 42,4 x 2,0	42,4	79	QS-11	120->
14.0718.248.12	Ø 42,4 x 2,0	48,3	79	QS-11	120->
14.0718.042.12	Ø 42,4 x 2,6	42,4	79	QS-11	120->
14.0718.048.12	Ø 42,4 x 2,6	48,3	79	QS-11	120->

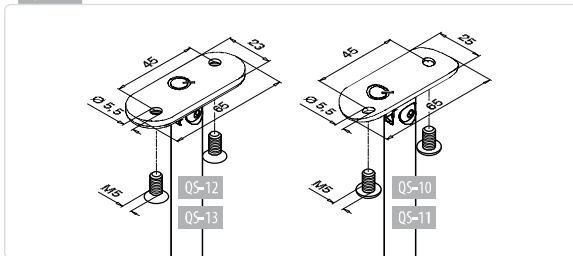
- D = Ø 48,3 mm

304					
INDOOR	D	Ø	H		
13.0719.248.12	Ø 48,3 x 2,0	48,3	80	QS-10	120->
13.0719.042.12	Ø 48,3 x 2,6	42,4	80	QS-10	120->
13.0719.048.12	Ø 48,3 x 2,6	48,3	80	QS-10	120->

316					
OUTDOOR	D	Ø	H		
14.0719.248.12	Ø 48,3 x 2,0	48,3	80	QS-11	120->
14.0719.042.12	Ø 48,3 x 2,6	42,4	80	QS-11	120->
14.0719.048.12	Ø 48,3 x 2,6	48,3	80	QS-11	120->




## Q-INFO



## Q-INFO



Q-21  
Q-glue  
50 ml  
19.1331.000.00



Q-glue space

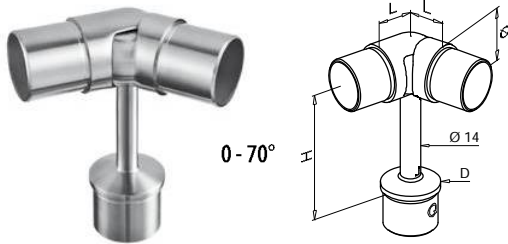


## Q-INFO



Q-22  
Q-ultra-clean  
500 ml  
19.0610.000.00

Rør - rør



- D = Ø 42,4 mm

304					
INDOOR	D	L	H		
13.0736.242.12	Ø 42,4 x 2,0	27	100	QS-54	120-> 2

316					
OUTDOOR	D	L	H		
14.0736.242.12	Ø 42,4 x 2,0	27	100	QS-70	120-> 2

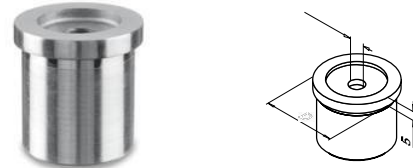
- D = Ø 48,3 mm

304					
INDOOR	D	L	H		
13.0737.248.12	Ø 48,3 x 2,0	30	100	QS-54	120-> 2

316					
OUTDOOR	D	L	H		
14.0737.248.12	Ø 48,3 x 2,0	30	100	QS-70	120-> 2



Rør - flat



- D = Ø 33,7 mm

304				
INDOOR	D			
13.0728.200.12	Ø 33,7 x 2,0	QS-26	120->	2

- D = Ø 42,4 mm

304				
INDOOR	D			
13.0727.200.12	Ø 42,4 x 2,0	QS-26	120->	2
13.0727.000.12	Ø 42,4 x 2,6	QS-26	120->	2

316				
OUTDOOR	D			
14.0727.200.12	Ø 42,4 x 2,0	QS-27	120->	2
14.0727.000.12	Ø 42,4 x 2,6	QS-27	120->	2

MOD 0726 - D = Ø 48,3 mm

304				
INDOOR	D			
13.0726.200.12	Ø 48,3 x 2,0	QS-26	120->	2
13.0726.000.12	Ø 48,3 x 2,6	QS-26	120->	2

316				
OUTDOOR	D			
14.0726.200.12	Ø 48,3 x 2,0	QS-27	120->	2

- D = Ø 60,3 mm

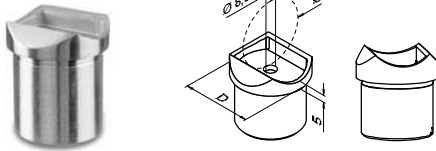
304				
INDOOR	D			
13.0725.000.12	Ø 60,3 x 2,0	QS-26	120->	2



# BØRSTET

Rør - flat

Høyde 5



- D = Ø 33,7 mm

304					
INDOOR	D	Ø			
13.0728.242.12	Ø 33,7 x 2,0	42,4	Q5-26	120->	2
13.0728.248.12	Ø 33,7 x 2,0	48,3	Q5-26	120->	2

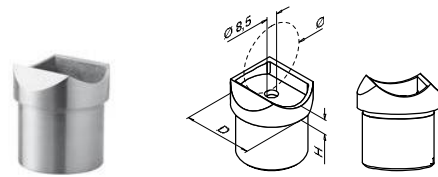
- D = Ø 42,4 mm

304					
INDOOR	D	Ø			
13.0727.248.12	Ø 42,4 x 2,0	48,3	Q5-26	120->	2
13.0727.048.12	Ø 42,4 x 2,6	48,3	Q5-26	120->	2

316					
OUTDOOR	D	Ø			
14.0727.248.12	Ø 42,4 x 2,0	48,3	Q5-27	120->	2



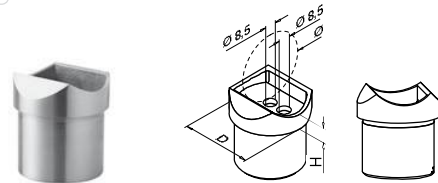
Rør - flat



- D = Ø 33,7 mm

304						
INDOOR	D	Ø	H			
13.0773.233.12	Ø 33,7 x 2,0	33,7	8	Q5-26	120->	2

Rør - flat



- D = Ø 42,4 mm

304						
INDOOR	D	Ø	H			
13.0772.242.12	Ø 42,4 x 2,0	42,4	9	Q5-26	120->	2
13.0772.042.12	Ø 42,4 x 2,6	42,4	9	Q5-26	120->	2

316						
OUTDOOR	D	Ø	H			
14.0772.242.12	Ø 42,4 x 2,0	42,4	9	Q5-27	120->	2
14.0772.042.12	Ø 42,4 x 2,6	42,4	9	Q5-27	120->	2



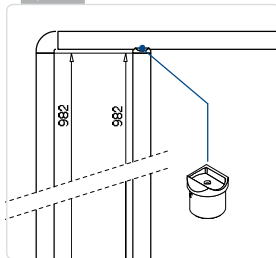
- D = Ø 48,3 mm

304						
INDOOR	D	Ø	H			
13.0771.248.12	Ø 48,3 x 2,0	48,3	11	Q5-26	120->	2
13.0771.048.12	Ø 48,3 x 2,6	48,3	11	Q5-26	120->	2

316						
OUTDOOR	D	Ø	H			
14.0771.248.12	Ø 48,3 x 2,0	48,3	11	Q5-27	120->	2
14.0771.048.12	Ø 48,3 x 2,6	48,3	11	Q5-27	120->	2



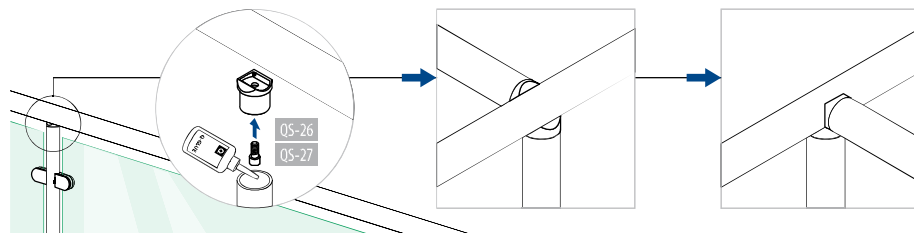
## Q-INFO



## Q-INFO



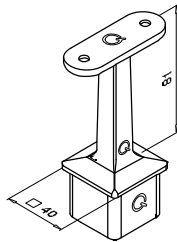
Q-21  
Q-glue  
50 ml  
19.1331.000.00





## BØRSTET

Rør - flat

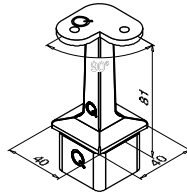


- 40 x 40 mm

304			
INDOOR			
13.4710.000.12	QS-12	120->	2
316			
OUTDOOR			
14.4710.000.12	QS-13	120->	2



Rør - flat

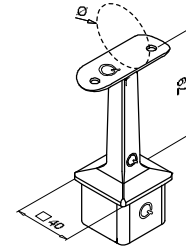


- 40 x 40 mm

304			
INDOOR			
13.4710.800.12	QS-12	120->	2
316			
OUTDOOR			
14.4710.800.12	QS-13	120->	2



Rør - rør

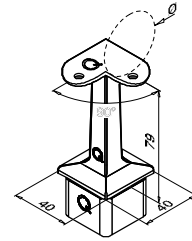


- 40 x 40 mm

304				
INDOOR				
13.4710.042.12	42,4	QS-10	120->	2
13.4710.048.12	48,3	QS-10	120->	2
316				
OUTDOOR				
14.4710.042.12	42,4	QS-11	120->	2
14.4710.048.12	48,3	QS-11	120->	2



Rør - rør

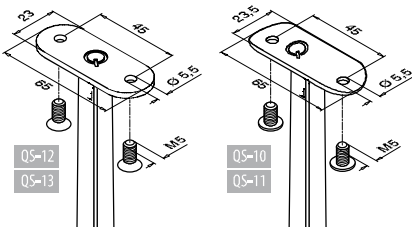


- 40 x 40 mm

304				
INDOOR				
13.4710.842.12	42,4	QS-10	120->	2
316				
OUTDOOR				
14.4710.842.12	42,4	QS-11	120->	2

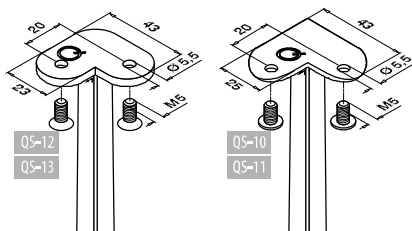


Q-INFO



Q-INFO

MOD 4710.8xx



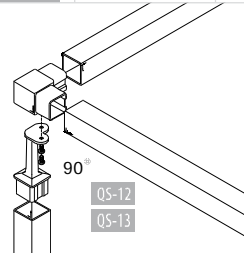
Q-INFO



Q 21  
Q-glue  
50 ml  
19.1331.000.00

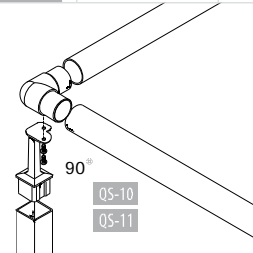
Q-INFO

MOD 4710.80x



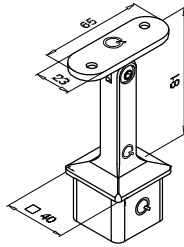
Q-INFO

MOD 4710.84x



BØRSTET

Rør - flat

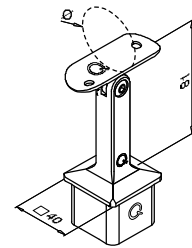


- 40 x 40 mm

304		
INDOOR		
13.4718.000.12	Q5-12 120->	2
316		
OUTDOOR		
14.4718.000.12	Q5-13 120->	2



Rør - rør



- 40 x 40 mm

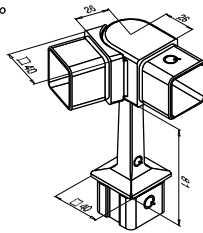
304			
INDOOR			
13.4718.042.12	42,4	Q5-10 120->	2
13.4718.048.12	48,3	Q5-10 120->	2
316			
OUTDOOR			
14.4718.042.12	42,4	Q5-11 120->	2
14.4718.048.12	48,3	Q5-11 120->	2



Rør - rør



0-70°

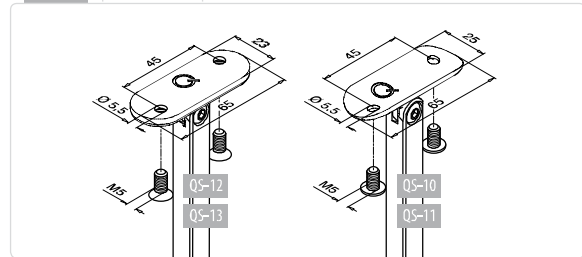


- 40 x 40 mm

304	
INDOOR	
13.4736.040.12	2
316	
OUTDOOR	
14.4736.040.12	2



Q-INFO MOD 4718



Q-INFO



Q-INFO

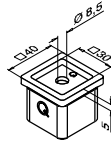


Q-INFO



BØRSTET

SQUARE LINE® – Rekkverksadaptere



304

INDOOR

13.4727.000.12



Q5-26 120->

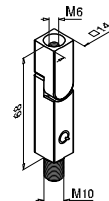
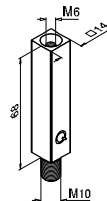


2



BØRSTET

SQUARE LINE® – Håndløpertilbehør



304

INDOOR

13.4811.068.12



Q5-48 120->



2

304

INDOOR

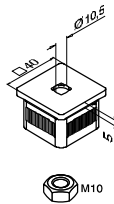
13.4812.068.12



Q5-48 120->



2



-EASY HIT®

304

INDOOR

13.4733.040.12



Q5-48 120->



2



Tilhørende produkter 1800, 1801 og 1802 finnes på side 214 eller 296.

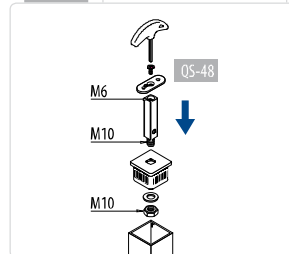
Sjekke til slutt

Q-INFO



Q-INFO

MOD 4811 / 4812 / 4733



Q-INFO

MOD 4727

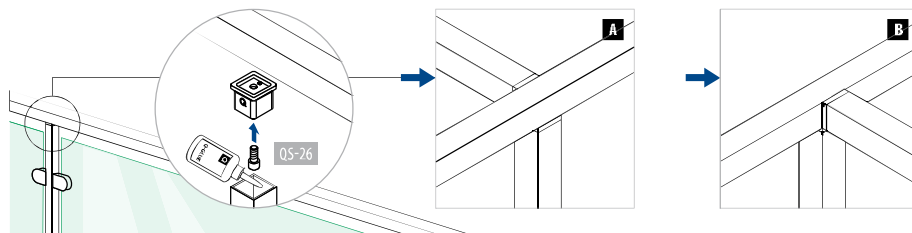


Q-21

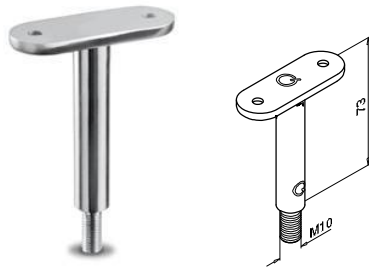
Q-glue

50 ml

19.1331.000.00



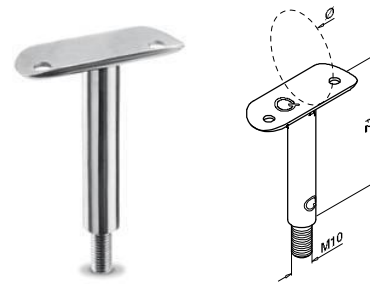
Rør - flat



304		
INDOOR		
13.0810.000.12	Q5-12 120->	2
316		
OUTDOOR		
14.0810.000.12	Q5-13 120->	2



Rør - rør

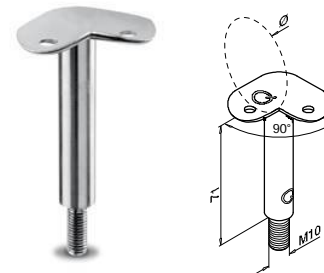


MOD 0810

304			
INDOOR			
13.0810.033.12	33,7	Q5-10 120->	2
13.0810.042.12	42,4	Q5-10 120->	2
13.0810.048.12	48,3	Q5-10 120->	2
316			
OUTDOOR			
14.0810.042.12	42,4	Q5-11 120->	2
14.0810.048.12	48,3	Q5-11 120->	2



Rør - rør



304			
INDOOR			
13.0810.942.12	42,4	Q5-10 120->	2
13.0810.948.12	48,3	Q5-10 120->	2
316			
OUTDOOR			
14.0810.942.12	42,4	Q5-11 120->	2
14.0810.948.12	48,3	Q5-11 120->	2

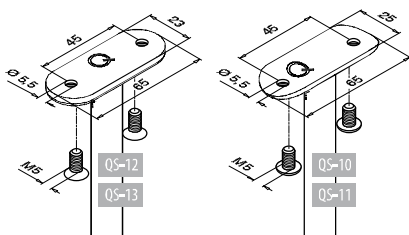


Q-INFO

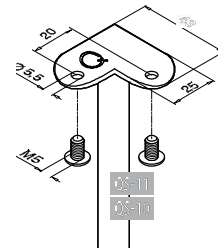


Q-22  
Q-ultra-clean  
500 ml  
19.0610.000.00

Q-INFO



Q-INFO



Q-INFO



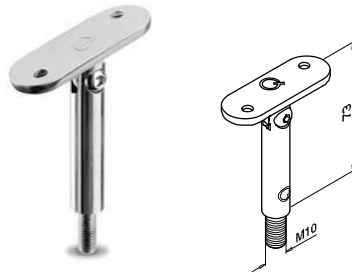
Q-23  
Q-cleaner  
300 ml  
19.0601.000.00

## Håndløperholdere

BØRSTET

Q-LINE – Håndløperholdere, justerbar

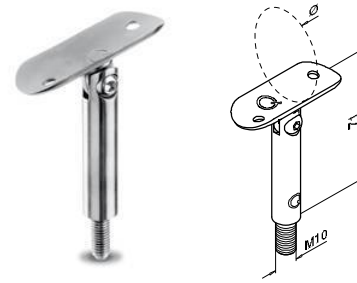
Rør - flat



304			
INDOOR			
13.0818.000.12			2
	QS-12	120->	



Rør - rør



304			
INDOOR			
13.0818.033.12			2
	Ø	QS-10	120->
13.0818.042.12	33,7	QS-10	120->
13.0818.042.12	42,4	QS-10	120->
13.0818.048.12	48,3	QS-10	120->

316			
OUTDOOR			
14.0818.042.12			2
	Ø	QS-11	120->
14.0818.042.12	42,4	QS-11	120->
14.0818.048.12	48,3	QS-11	120->



## Festemateriell

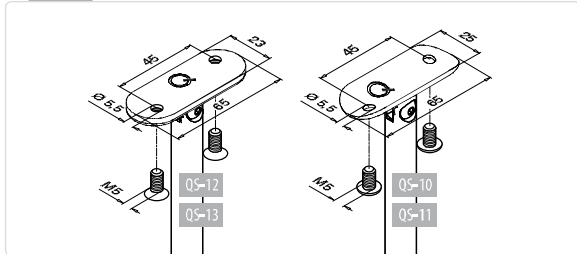


- ISO7380

304					
INDOOR					
95.0511.516.13	QS	Q	d	L	
	QS-10	Q-3	M5	16	50

316					
OUTDOOR					
95.0511.516.14	QS	Q	d	L	
	QS-11	Q-3	M5	16	50

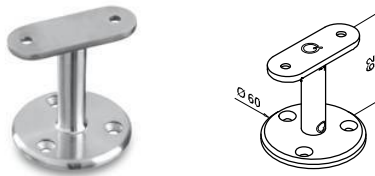
Q-INFO



BØRSTET

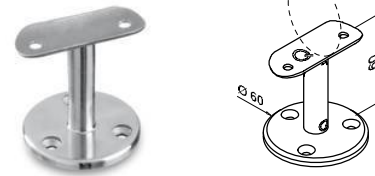
Q-LINE – Håndløperholdere

Mur - flat



304			
INDOOR			
13.0708.000.12			2
	QS-5	120->	QS-12
			120->

Mur - rør

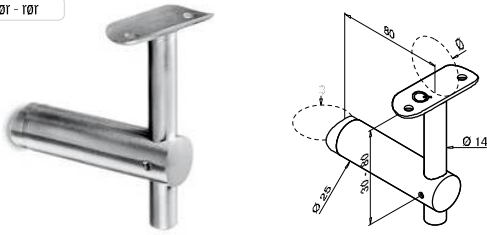


304			
INDOOR			
13.0708.042.12			2
	Ø	QS-5	120->
13.0708.042.12	42,4	QS-5	120->
13.0708.048.12	48,3	QS-5	120->
		QS-10	120->
		QS-10	120->

316			
OUTDOOR			
14.0708.042.12			2
	Ø	QS-6	120->
14.0708.042.12	42,4	QS-6	120->
14.0708.048.12	48,3	QS-6	120->
		QS-11	120->
		QS-11	120->



Rør - rør



- D = Ø 42,4 mm

304							
INDOOR	D	Ø					
13.0130.042.12	Ø 42,4	42,4	QS-21	120->	QS-10	120->	2

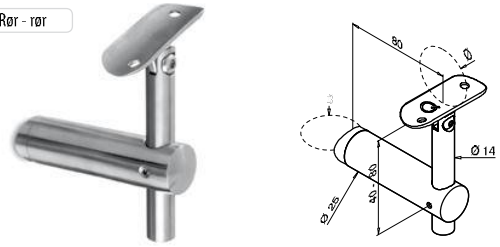
316							
OUTDOOR	D	Ø					
14.0130.042.12	Ø 42,4	42,4	QS-22	120->	QS-11	120->	2

- D = Ø 48,3 mm

304							
INDOOR	D	Ø					
13.0131.048.12	Ø 48,3	48,3	QS-21	120->	QS-10	120->	2



Rør - rør



- D = Ø 42,4 mm

304							
INDOOR	D	Ø					
13.0135.042.12	Ø 42,4	42,4	QS-21	120->	QS-10	120->	2

316							
OUTDOOR	D	Ø					
13.0135.048.12	Ø 42,4	48,3	QS-21	120->	QS-10	120->	2

14.0135.042.12	Ø 42,4	42,4	QS-22	120->	QS-11	120->	2
----------------	--------	------	-------	-------	-------	-------	---

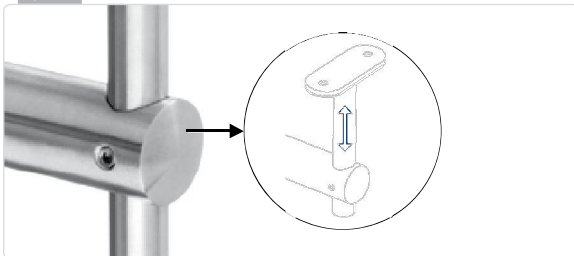
- D = Ø 48,3 mm

304							
INDOOR	D	Ø					
13.0136.048.12	Ø 48,3	48,3	QS-21	120->	QS-10	120->	2

316							
OUTDOOR	D	Ø					
14.0136.048.12	Ø 48,3	48,3	QS-22	120->	QS-11	120->	2

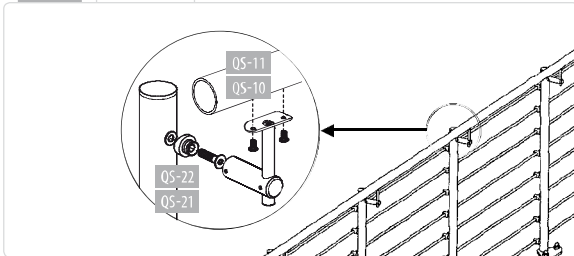


Q-INFO



Q-INFO

MOD 0130



Umbraco-sett

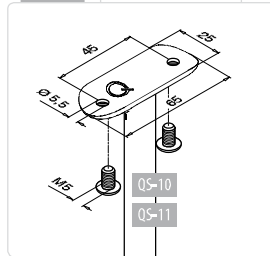
7 stk.



	Q (○)							
19.0701.000.00	Q-2	Q-2,5	Q-3	Q-4	Q-5	Q-6	Q-8	1

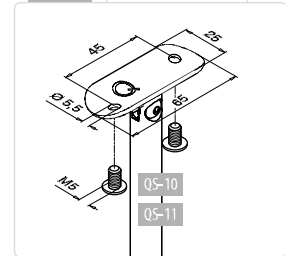
Q-INFO

MOD 0130 / 0131

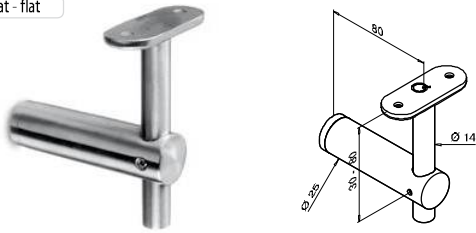


Q-INFO

MOD 0135 / 0136



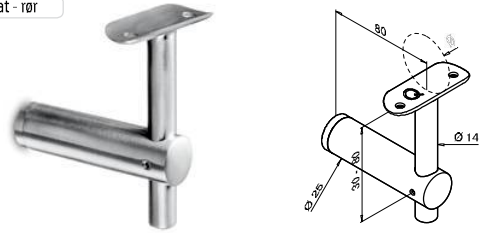
Flat - flat



304			
INDOOR			
13.0128.000.12	QS-21	120->	2
	QS-12	120->	



Flat - rør

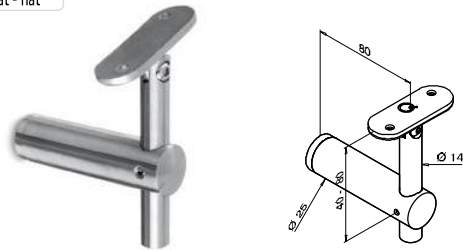


304			
INDOOR			
13.0128.042.12	42,4	QS-21	120->
		QS-10	120->

316			
OUTDOOR			
14.0128.042.12	42,4	QS-22	120->
		QS-11	120->
14.0128.048.12	48,3	QS-22	120->
		QS-11	120->

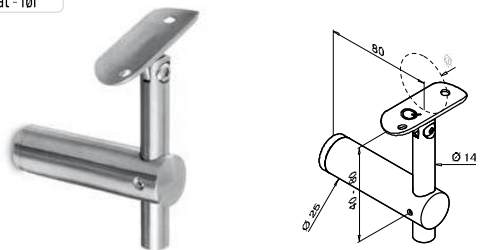


Flat - flat



304			
INDOOR			
13.0133.000.12	QS-21	120->	2
	QS-12	120->	

Flat - rør

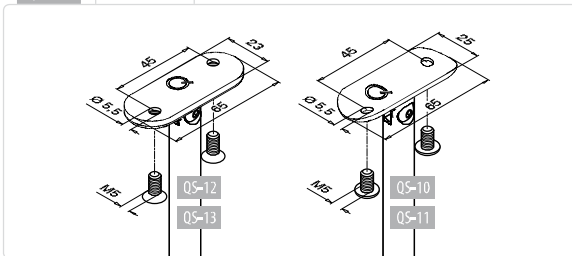


304			
INDOOR			
13.0133.042.12	42,4	QS-21	120->
		QS-10	120->
13.0133.048.12	48,3	QS-21	120->
		QS-10	120->

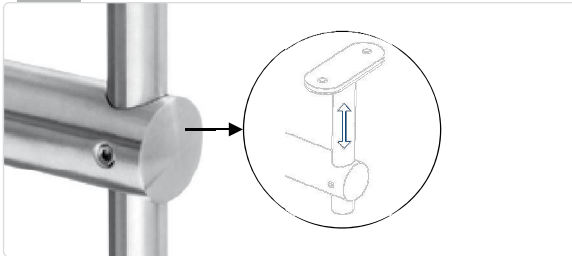
316			
OUTDOOR			
14.0133.042.12	42,4	QS-22	120->
		QS-11	120->



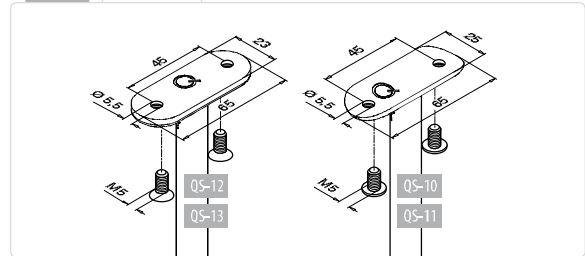
Q-INFO MOD 0133



Q-INFO



Q-INFO MOD 0128



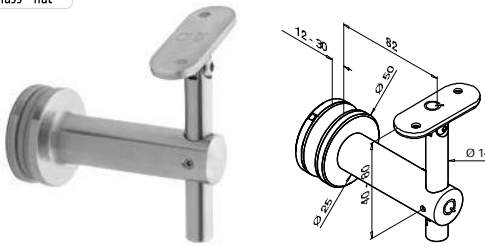
Glass - flat



304			
INDOOR			
13.0150.000.12	QS-12	120->	2



Glass - flat

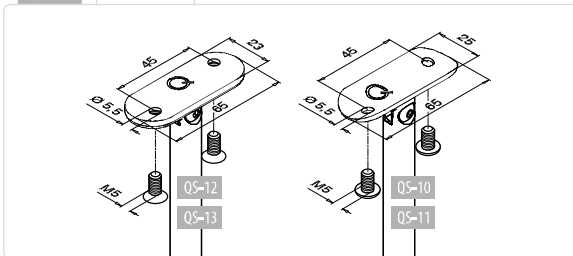


304			
INDOOR			
13.0155.000.12	QS-12	120->	2

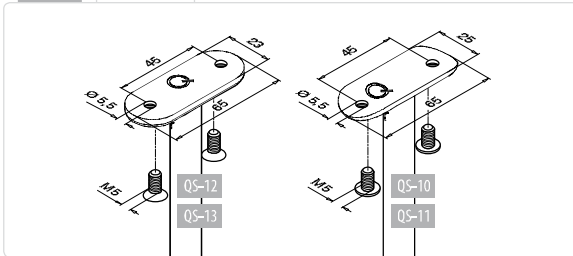
316			
OUTDOOR			
14.0155.000.12	QS-13	120->	2



Q-INFO MOD 0155



Q-INFO MOD 0150



Glass - rør

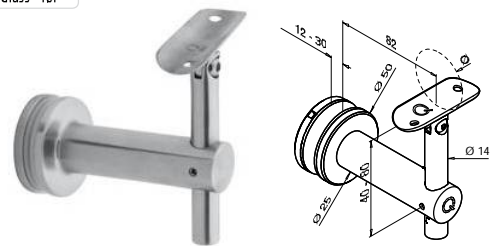


304					
INDOOR					
13.0150.042.12	Ø	42,4	QS-10	120->	2
13.0150.048.12	Ø	48,3	QS-10	120->	2

316					
OUTDOOR					
14.0150.042.12	Ø	42,4	QS-11	120->	2
14.0150.048.12	Ø	48,3	QS-11	120->	2



Glass - rør

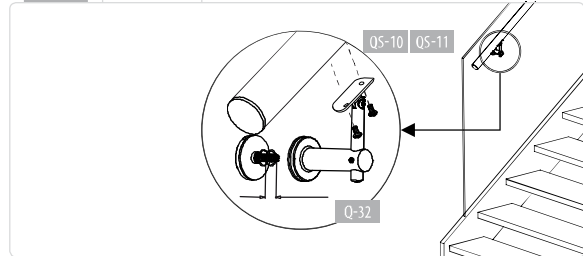


304					
INDOOR					
13.0155.042.12	Ø	42,4	QS-10	120->	2
13.0155.048.12	Ø	48,3	QS-10	120->	2

316					
OUTDOOR					
14.0155.042.12	Ø	42,4	QS-11	120->	2
14.0155.048.12	Ø	48,3	QS-11	120->	2

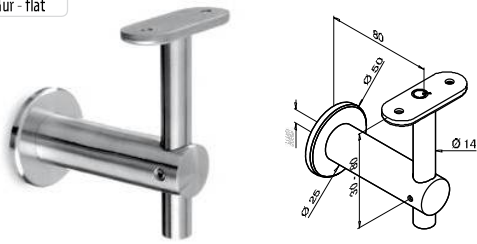


Q-INFO MOD 0155





Mur - flat

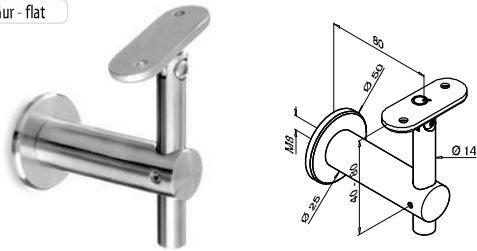


**MOD 0140**

304			
INDOOR			
13.0140.000.12	QS-1	120->	2
	QS-12	120->	



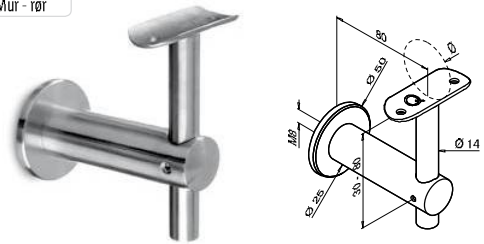
Mur - flat



304			
INDOOR			
13.0145.000.12	QS-1	120->	2
	QS-12	120->	



Mur - rør

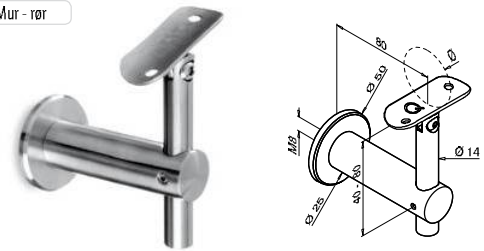


304			
INDOOR			
13.0140.042.12	42,4	QS-1	2
13.0140.048.12	48,3	QS-1	2

316			
OUTDOOR			
14.0140.042.12	42,4	QS-2	2
14.0140.048.12	48,3	QS-2	2



Mur - rør

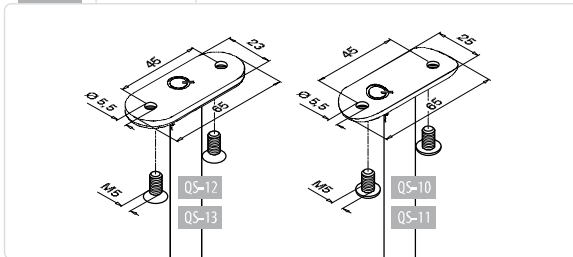


304			
INDOOR			
13.0145.042.12	42,4	QS-1	2
13.0145.048.12	48,3	QS-1	2

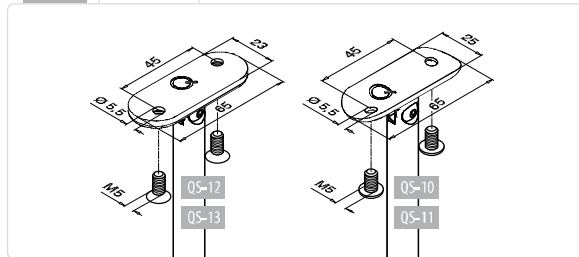
316			
OUTDOOR			
14.0145.042.12	42,4	QS-2	2
14.0145.048.12	48,3	QS-2	2



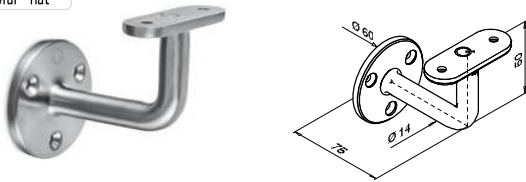
Q-INFO MOD 0140



Q-INFO MOD 0145



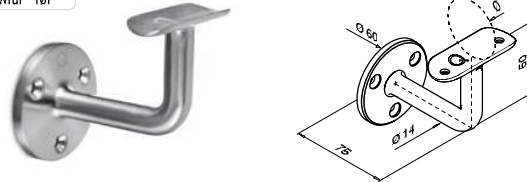
Mur - flat



304					
INDOOR					
13.0100.000.12	Q5-7	120->	Q5-12	120->	2
316					
OUTDOOR					
14.0100.000.12	Q5-6	120->	Q5-13	120->	2



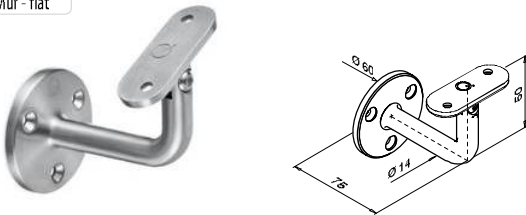
Mur - rør



304						
INDOOR						
13.0100.042.12	42,4	Q5-7	120->	Q5-10	120->	2
13.0100.048.12	48,3	Q5-7	120->	Q5-10	120->	2
316						
OUTDOOR						
14.0100.042.12	42,4	Q5-6	120->	Q5-11	120->	2
14.0100.048.12	48,3	Q5-6	120->	Q5-11	120->	2



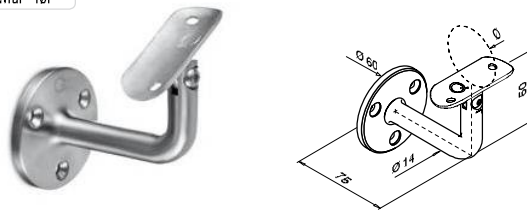
Mur - flat



304					
INDOOR					
13.0102.000.12	Q5-7	120->	Q5-12	120->	2
316					
OUTDOOR					
14.0102.000.12	Q5-6	120->	Q5-13	120->	2



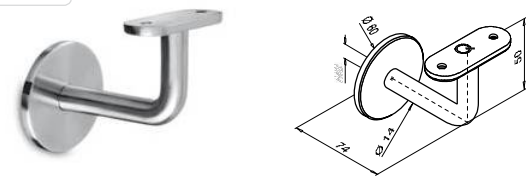
Mur - rør



304						
INDOOR						
13.0102.042.12	42,4	Q5-7	120->	Q5-10	120->	2
13.0102.048.12	48,3	Q5-7	120->	Q5-10	120->	2
316						
OUTDOOR						
14.0102.042.12	42,4	Q5-6	120->	Q5-11	120->	2
14.0102.048.12	48,3	Q5-6	120->	Q5-11	120->	2



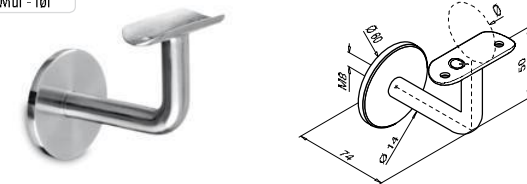
Mur - flat



304					
INDOOR					
13.0111.000.12	Q5-1	120->	Q5-12	120->	2
316					
OUTDOOR					
14.0111.000.12	Q5-2	120->	Q5-13	120->	2



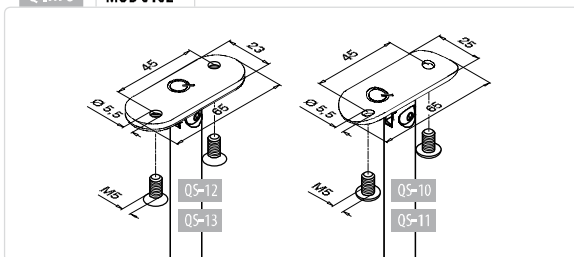
Mur - rør



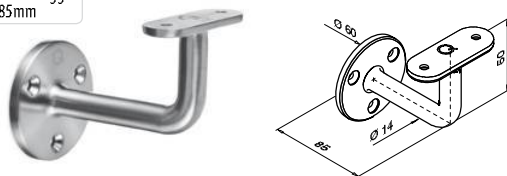
304						
INDOOR						
13.0111.033.12	33,7	Q5-1	120->	Q5-10	120->	2
13.0111.042.12	42,4	Q5-1	120->	Q5-10	120->	2
13.0111.048.12	48,3	Q5-1	120->	Q5-10	120->	2
316						
OUTDOOR						
14.0111.042.12	42,4	Q5-2	120->	Q5-11	120->	2
14.0111.048.12	48,3	Q5-2	120->	Q5-11	120->	2



Q-INFO MOD 0102




Mur - flat  
Avstand til vegg  
85mm



304			
INDOOR			
13.0101.000.12	Ø	QS-7 120-> / QS-12 120->	2
316			
OUTDOOR			
14.0101.000.12	Ø	QS-6 120-> / QS-13 120->	2



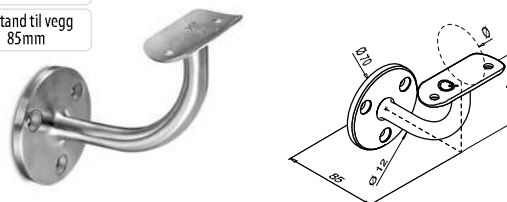
Mur - rør  
Avstand til vegg  
85mm



304			
INDOOR			
13.0101.042.12	Ø	QS-7 120-> / QS-10 120->	2
13.0101.048.12	Ø	QS-7 120-> / QS-10 120->	2
316			
OUTDOOR			
14.0101.042.12	Ø	QS-6 120-> / QS-11 120->	2
14.0101.048.12	Ø	QS-6 120-> / QS-11 120->	2



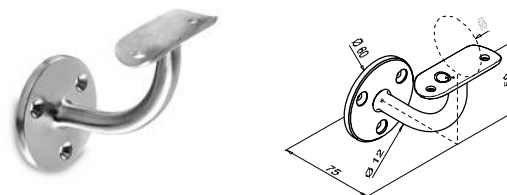
Mur - rør  
Avstand til vegg  
85mm



MOD 0115			
304			
INDOOR			
13.0115.042.12	Ø	QS-7 120-> / QS-10 120->	2



Mur - rør

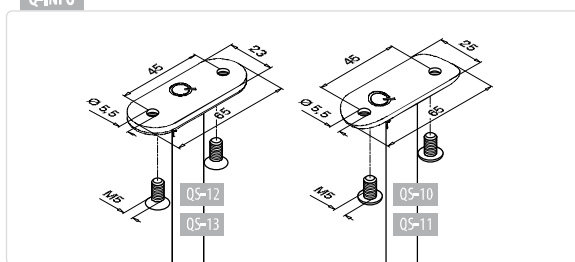


304			
INDOOR			
13.0112.033.12	Ø	QS-7 120-> / QS-10 120->	2
13.0112.042.12	Ø	QS-7 120-> / QS-10 120->	2
13.0112.048.12	Ø	QS-7 120-> / QS-10 120->	2
316			
OUTDOOR			
14.0112.042.12	Ø	QS-6 120-> / QS-11 120->	2
14.0112.048.12	Ø	QS-6 120-> / QS-11 120->	2

Sink			
Rustfri effekt			
INDOOR			
10.0112.033.19	Ø	QS-7 120-> / QS-10 120->	2
10.0112.042.19	Ø	QS-7 120-> / QS-10 120->	2
10.0112.048.19	Ø	QS-7 120-> / QS-10 120->	2

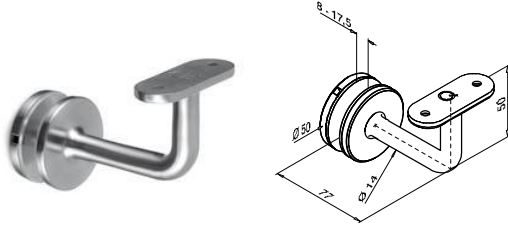


Q-INFO



BØRSTET

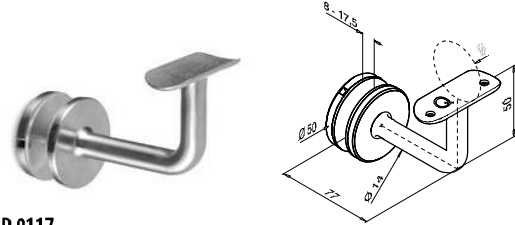
Glass - flat



304		
INDOOR		
13.0117.000.12	Ø QS-12 120->	2
316		
OUTDOOR		
14.0117.000.12	Ø QS-13 120->	2



Glass - tøm

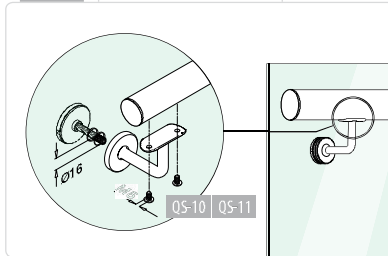


MOD 0117

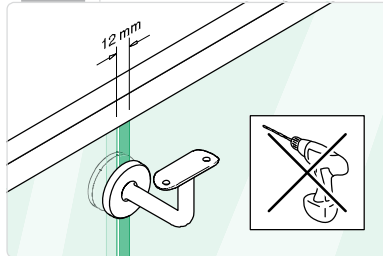
304			
INDOOR			
13.0117.033.12	Ø 33,7	Ø QS-10 120->	2
13.0117.042.12	Ø 42,4	Ø QS-10 120->	2
13.0117.048.12	Ø 48,3	Ø QS-10 120->	2
316			
OUTDOOR			
14.0117.042.12	Ø 42,4	Ø QS-11 120->	2
14.0117.048.12	Ø 48,3	Ø QS-11 120->	2



Q-INFO MOD 0117 - Alternativ A



Q-INFO MOD 0117 - Alternativ B



Q-INFO



Q-INFO



Umbraco-sett

7 stk.

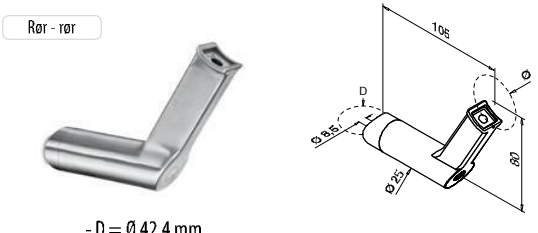
MOD 0701

Q (☐)								
19.0701.000.00	Q-2	Q-2,5	Q-3	Q-4	Q-5	Q-6	Q-8	1



# Hvor er skruene?

**BØRSTET** Q-LINE – Håndløperholdere

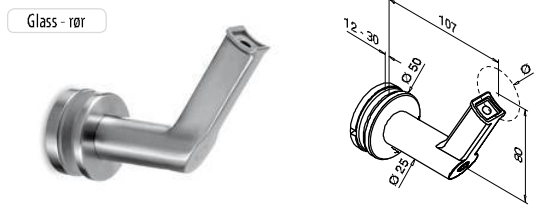


- D = Ø 42,4 mm

304				
INDOOR	D	Ø		
13.9330.042.12	42,4	42,4	QS-21   120-> / QS-25   120->	2

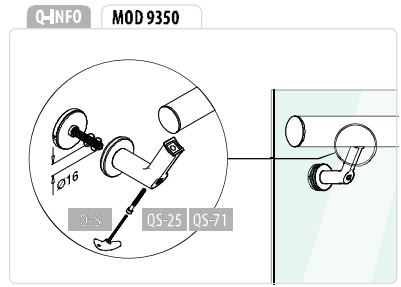
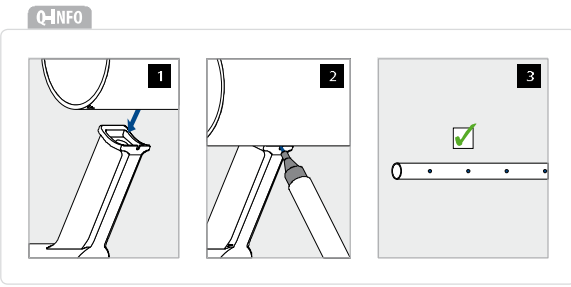
- D = Ø 48,3 mm

304				
INDOOR	D	Ø		
13.9331.042.12	48,3	42,4	QS-21   120-> / QS-25   120->	2
13.9331.048.12	48,3	48,3	QS-21   120-> / QS-25   120->	2



304				
INDOOR	D	Ø		
13.9350.042.12	42,4	42,4	QS-25   120->	2
13.9350.048.12	48,3	48,3	QS-25   120->	2

316				
OUTDOOR	D	Ø		
14.9350.042.12	42,4	42,4	QS-71   120->	2
14.9350.048.12	48,3	48,3	QS-71   120->	2





**BØRSTET** Q-LINE – Håndløperholdere



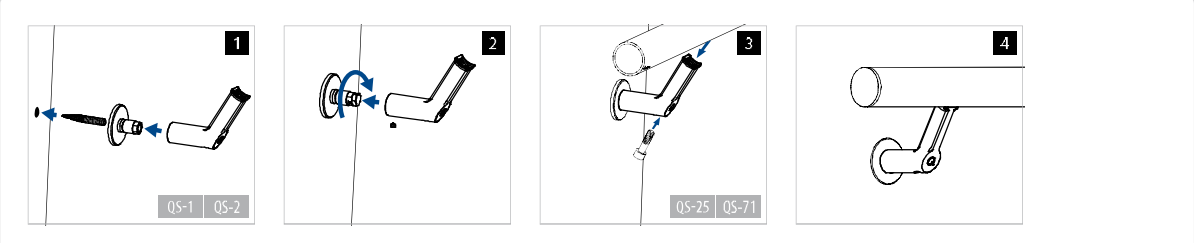
304					
INDOOR	Ø				
13.9320.042.12	42,4	QS-1	120-> / QS-25	120->	2
13.9320.048.12	48,3	QS-1	120-> / QS-25	120->	2
316					
OUTDOOR	Ø				
14.9320.042.12	42,4	QS-2	120-> / QS-71	120->	2
14.9320.048.12	48,3	QS-2	120-> / QS-71	120->	2



**Q-INFO**

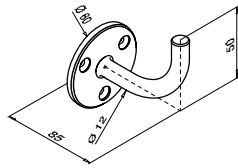
Q-23  
Q-cleaner  
300 ml  
19.0601.000.00

**Q-INFO** MOD 9320

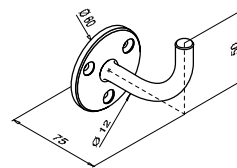


**BØRSTET**

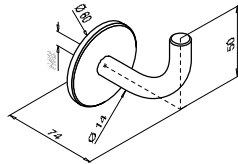
Avstand til vegg  
85mm



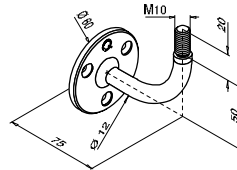
<b>304</b>		
<b>INDOOR</b>		
13.0109.000.12	QS-7	120->
		2
<b>316</b>		
<b>OUTDOOR</b>		
14.0109.000.12	QS-6	120->
		2



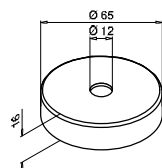
<b>304</b>		
<b>INDOOR</b>		
13.0113.000.12	QS-7	120->
		2
<b>316</b>		
<b>OUTDOOR</b>		
14.0113.000.12	QS-6	120->
		2



<b>304</b>		
<b>INDOOR</b>		
13.0114.000.12	QS-1	120->
		2
<b>316</b>		
<b>OUTDOOR</b>		
14.0114.000.12	QS-2	120->
		2



<b>304</b>		
<b>INDOOR</b>		
13.0118.000.12	QS-7	120->
		2



<b>Sink</b>	Rustfri effekt	
<b>INDOOR</b>		
10.0519.065.19		2

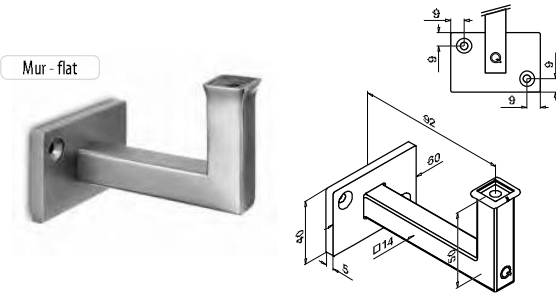
**Q-INFO MOD 0118**



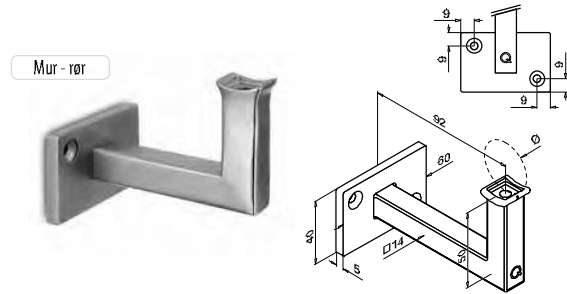
**Q-INFO MOD 0519**

For modell 0109,  
0118 og 0113

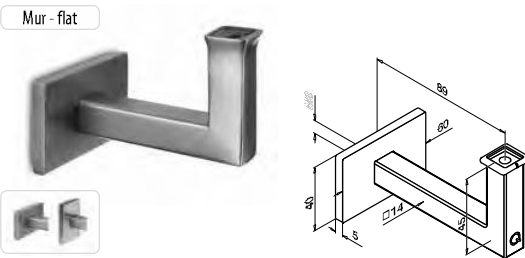




<b>304</b>			
<b>INDOOR</b>			
13.4112.000.12	QS-5	120->	QS-54
			120->
			2

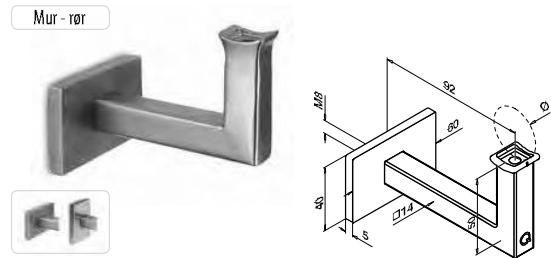


<b>304</b>			
<b>INDOOR</b>	Ø		
13.4112.042.12	42,4	QS-5	120->
			QS-54
			120->
			2



<b>304</b>			
<b>INDOOR</b>			
13.4111.000.12	QS-1	120->	QS-54
			120->
			2

<b>316</b>			
<b>OUTDOOR</b>			
14.4101.000.12	QS-2	120->	QS-70
			120->
			2

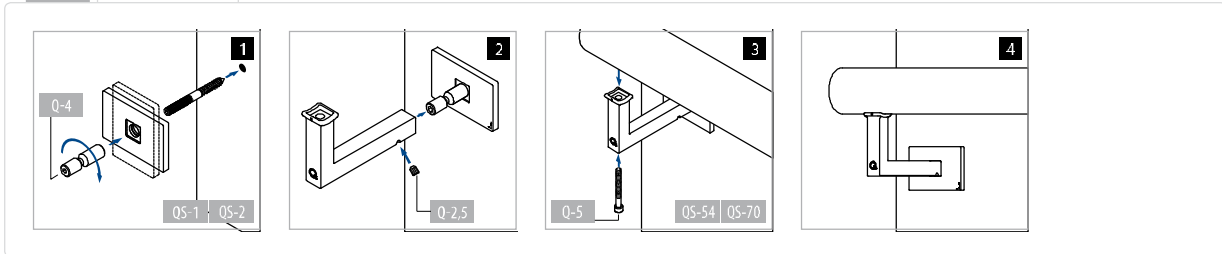


<b>304</b>			
<b>INDOOR</b>	Ø		
13.4111.042.12	42,4	QS-1	120->
			QS-54
			120->
			2

<b>316</b>			
<b>OUTDOOR</b>	Ø		
14.4101.042.12	42,4	QS-2	120->
			QS-70
			120->
			2

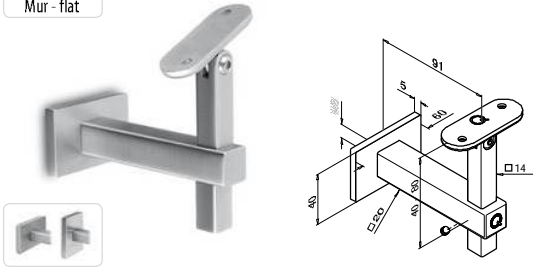


Q-INFO MOD 4111 / 4101





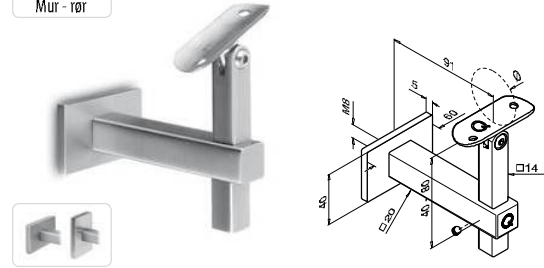
Mur - flat



304 INDOOR			
13.4145.000.12	QS-1	120->	2
	QS-12	120->	



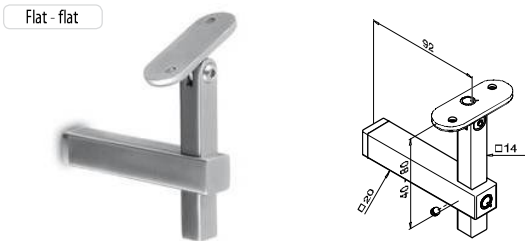
Mur - rør



304 INDOOR			
13.4145.042.12	42,4	QS-1	120->
		QS-10	120->
13.4145.048.12	48,3	QS-1	120->
		QS-10	120->



Flat - flat



304 INDOOR			
13.4133.000.12	QS-21	120->	2
	QS-12	120->	



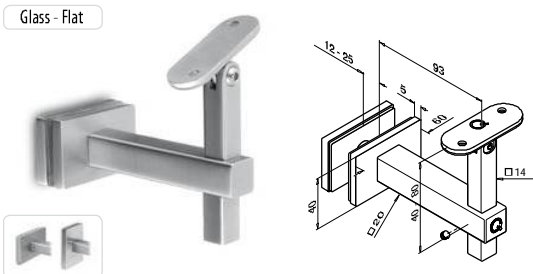
Flat - rør



304 INDOOR			
13.4133.042.12	42,4	QS-21	120->
		QS-10	120->
13.4133.048.12	48,3	QS-21	120->
		QS-10	120->



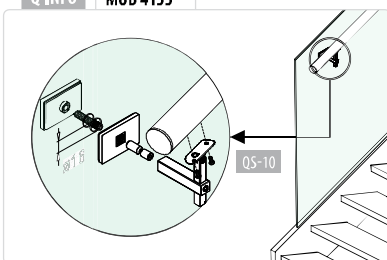
Glass - Flat



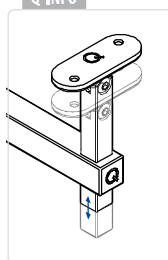
304 INDOOR			
13.4155.000.12	QS-12	120->	2



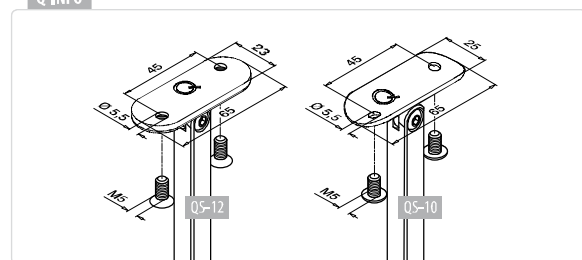
Q-INFO MOD 4155

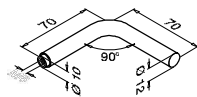


Q-INFO

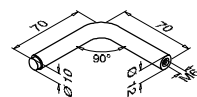


Q-INFO

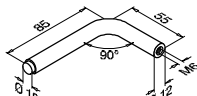




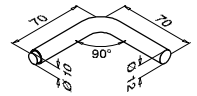
<b>304</b>		
<b>INDOOR</b>		
13.0813.070.12	QS-14 120->	2



<b>304</b>		
<b>INDOOR</b>		
13.0814.070.12	QS-14 120->	2



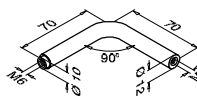
<b>304</b>		
<b>INDOOR</b>		
13.0814.085.12	QS-14 120->	2



<b>304</b>		
<b>INDOOR</b>		
13.0815.070.12		2



Tilhørende produkter 1800, 1801 og 1802 finnes på side 214 eller 296.



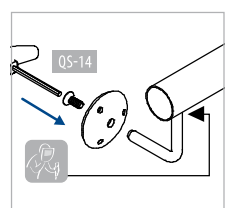
<b>304</b>		
<b>INDOOR</b>		
13.0816.070.12	QS-14 120->	2



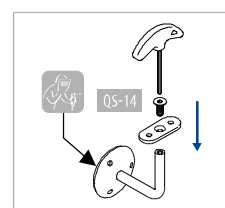
**Q-INFO**

Alle produktene på denne siden leveres med børstede overflater og bearbejdede sider og kanter.

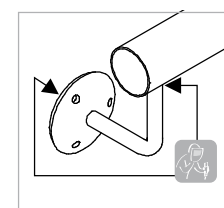
**Q-INFO MOD 0813**



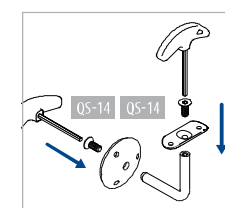
**Q-INFO MOD 0814**

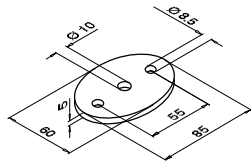


**Q-INFO MOD 0815**



**Q-INFO MOD 0816**





**MOD 1930**

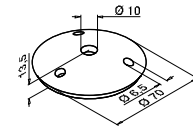
**304**

**INDOOR**

13.1930.085.12 QS-3 120->



4



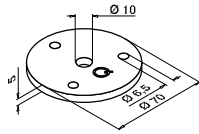
**304**

**INDOOR**

13.1935.070.12 QS-56 120->



8



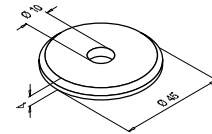
**304**

**INDOOR**

13.1936.070.12 QS-56 120->



4



**304**

**INDOOR**

13.1937.045.12



4



Alle produktene på denne siden leveres med børstede overflater og bearbejdede sider og kanter.

**Q-INFO**

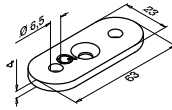


**Q-23**

Q-cleaner

300 ml

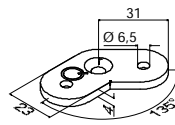
19.0601.000.00



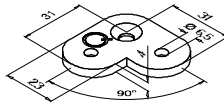
304			
INDOOR			
13.1800.000.12	QS-48 120-> / QS-12 120->		8

316			
OUTDOOR			
14.1800.000.12	QS-89 120-> / QS-13 120->		8



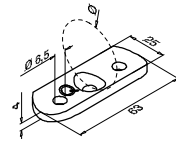
304			
INDOOR			
13.1801.000.12	QS-48 120-> / QS-12 120->		8



304			
INDOOR			
13.1802.000.12	QS-48 120-> / QS-12 120->		8

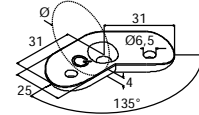


Tilhørende produkter 4811, 4812, 0811 og 0812 finnes på side 160 og 213.

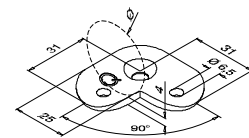


304			
INDOOR		Ø	
13.1800.033.12	33,7	QS-48 120-> / QS-10 120->	8
13.1800.042.12	42,4	QS-48 120-> / QS-10 120->	8
13.1800.048.12	48,3	QS-48 120-> / QS-10 120->	8

316			
OUTDOOR		Ø	
14.1800.042.12	42,4	QS-89 120-> / QS-11 120->	8
14.1800.048.12	48,3	QS-89 120-> / QS-11 120->	8



304			
INDOOR		Ø	
13.1801.042.12	42,4	QS-48 120-> / QS-10 120->	8
13.1801.048.12	48,3	QS-48 120-> / QS-10 120->	8



304			
INDOOR		Ø	
13.1802.042.12	42,4	QS-48 120-> / QS-10 120->	8
13.1802.048.12	48,3	QS-48 120-> / QS-10 120->	8



Alle produktene på denne siden leveres med børstede overflater og bearbejdede sider og kanter.

Q-INFO



Q-23  
Q-cleaner  
300 ml  
19.0601.000.00

Q-INFO



Q-22  
Q-ultra-clean  
500 ml  
19.0610.000.00





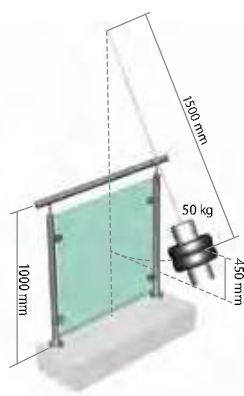
## Sikkerheten i første rekke!

Det sier seg selv at rekkverk som består av glass aldri må få lov til å gi etter, selv under de mest ekstreme belastninger som en dynamisk kraft på 50 kg (EN-12600 standarden). Q-railing glassklemmer for både mono- og laminert glass fra 8mm er testet og godkjent i henhold til denne standarden.



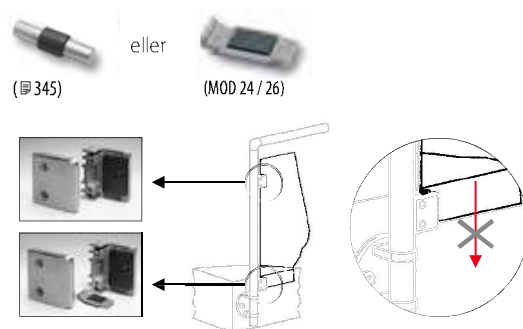
På grunnlag av EN 12600-standarden, har våre glassklemmer også blitt godkjent av DIBt med den tyske ABZ sertifiseringen, den høyeste standard i den tyske byggesektor. Innendørstestene ble utført av det tekniske universitetet i München, utendørstester av teknisk konsulent Dr. Roland Ondra og LGA i Würzburg. Testresultatene på de påfølgende sidene vil gi deg klare retningslinjer med tanke på hvilke glassklemmer du bør bruke sammen med dine glass.

AbZ - EN-12600



### Sidemontert? Sikkerheten først!

Bruk:





Glassklemmer



Glasskoblinger



Hengsel  
og dørlås



Glassadapter

## Elegant, men sikker. BS-EN 12600 godkjenning.



Hvis du kombinerer glass og stål, kan du velge blant vårt brede utvalg av glassfester, tilpasset et hvert tenkelig rekkverksprosjekt. Fra børstet og polert stål; til ubehandlet råsink; matt krom og sort pulverlakkert sink, våre design og overflater gir en elegant og unik finish.

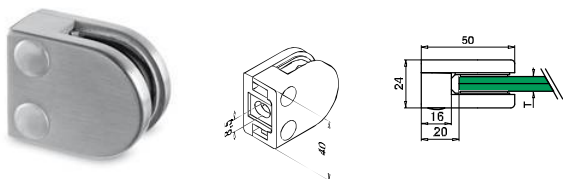
Til tross for fokuset på estetikk, rekkverk handler selvsagt om sikkerhet. Vi forplikter oss til de strengeste sikkerhetskrav og regelverk gjeldene for området – dette er hovedfokuset for alle produkter. Våre glassklemmer for eksempel, kombinerer sikkerhet og utseende. Vi bryr oss om sikkerhet, derfor velger tusenvis av fagfolk Q-railing daglig.

**Q-railing**

Your choice in railing systems

# BØRSTET

Flat



For glass 6-8 mm

<b>Sink</b>	
10.2000.000.19	Flat



For glass 6-8 mm

<b>304</b>	
<b>INDOOR</b>	
13.2000.000.12	Flat



**MOD 20** For glass 6-8 mm

<b>316</b>	
<b>OUTDOOR</b>	
14.2000.000.12	Flat



AbZ

ETB

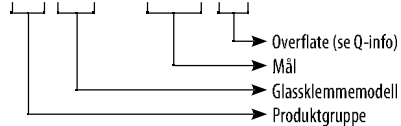
EN 12600

MOD 20 testet for INDOOR

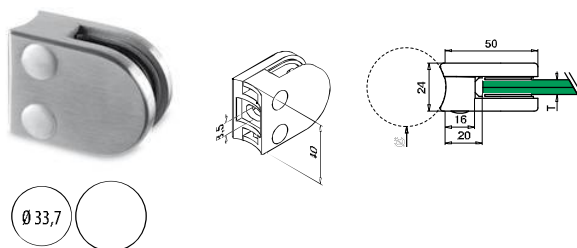
## Q-INFO

Artikkelnummersystem for glassklemmer

**10.2000.000.19**



Rør



For glass 6-8 mm

<b>Sink</b>	
10.2000.033.19	Rør Ø33,7 mm
10.2000.042.19	Rør Ø42,4 mm



For glass 6-8 mm

<b>304</b>	
<b>INDOOR</b>	
13.2000.033.12	Rør Ø33,7 mm
13.2000.042.12	Rør Ø42,4 mm



For glass 6-8 mm

<b>316</b>	
<b>OUTDOOR</b>	
14.2000.033.12	Rør Ø33,7 mm
14.2000.042.12	Rør Ø42,4 mm



AbZ

ETB

EN 12600

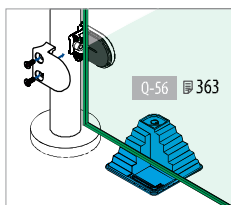
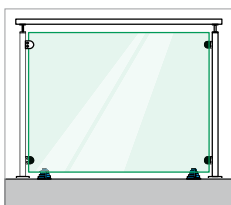
MOD 20 testet for INDOOR

OBS: Bestill skruer separat.

For oversikt over gummipakninger, se side 118

## Q-INFO

MOD 0715



## Q-INFO



## Q-INFO



Flat

## Q-INFO

Sink

MOD 20 OVERFLATER

Råsink

Matt krom

Krom

Børstet overflate



10.20...000.00



10.20...000.16



10.20...000.17



10.20...000.19

Sort  
RAL 9005



10.20...000.31

Hvit  
RAL 9016



10.20...000.32

Aluminiumsgrå  
RAL 9006



10.20...000.36

Rør

## Q-INFO

Sink

Råsink

Krom

Børstet overflate



10.20.....00



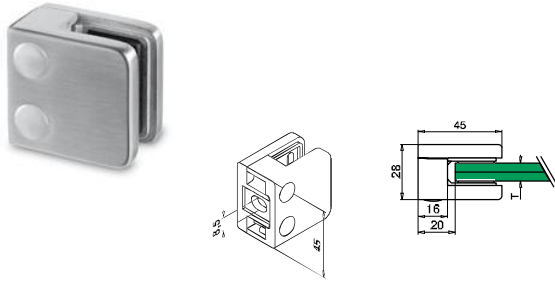
10.20.....17



10.20.....19



Flat



For glass 6-10 mm

<b>Sink</b>	
10.2100.000.19	Flat



For glass 6-10 mm

<b>304</b>	
<b>INDOOR</b>	
13.2100.000.12	Flat



**MOD 21** For glass 6-10 mm

<b>316</b>	
<b>OUTDOOR</b>	
14.2100.000.12	Flat

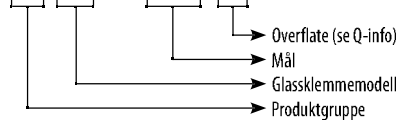


MOD 21 testet for INDOOR

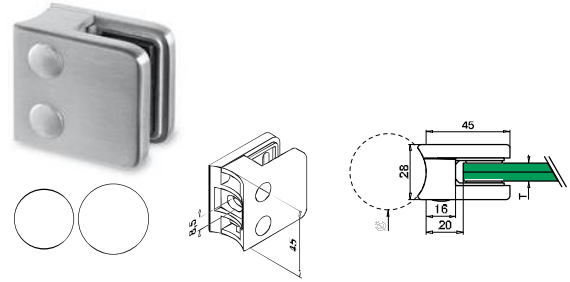
Q-INFO

Artikkelnummersystem for glassklemmer

**10.2000.000.19**



Rør



For glass 6-10 mm

<b>Sink</b>	
10.2100.042.19	Rør Ø42,4 mm
10.2100.048.19	Rør Ø48,3 mm



For glass 6-10 mm

<b>304</b>	
<b>INDOOR</b>	
13.2100.042.12	Rør Ø42,4 mm
13.2100.048.12	Rør Ø48,3 mm



For glass 6-10 mm

<b>316</b>	
<b>OUTDOOR</b>	
14.2100.042.12	Rør Ø42,4 mm
14.2100.048.12	Rør Ø48,3 mm



MOD 21 testet for INDOOR

OBS: Bestill skruer separat.

For oversikt over gummipakninger, se side 118

Flat

Q-INFO

Sink

MOD 21 OVERFLATER

Råsink	Matt krom	Krom	Børstet overflate
10.21...000.00	10.21...000.16	10.21...000.17	10.21...000.19
Sort RAL 9005	Hvit RAL 9016	Aluminiumsgrå RAL 9006	
10.21...000.31	10.21...000.32	10.21...000.36	

Rør

Q-INFO

Sink

Råsink	Krom	Børstet overflate
10.21.....00	10.21.....17	10.21.....19

Q-INFO



Q-23  
Q-cleaner  
300 ml  
19.0601.000.00

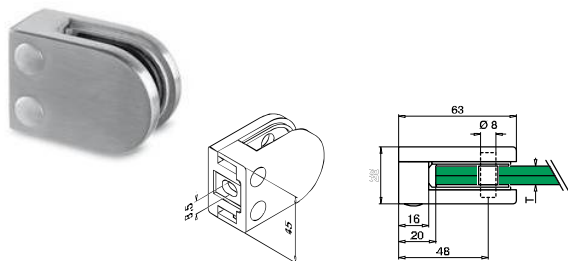
Q-INFO



Q-22  
Q-ultra-clean  
500 ml  
19.0610.000.00

BØRSTET

Flat



For glass 6-10 mm

<b>Sink</b>	
10.2200.000.19	Flat



For glass 6-10 mm

<b>304</b>	
<b>INDOOR</b>	
13.2200.000.12	Flat



MOD 22 For glass 6-10 mm

<b>316</b>	
<b>OUTDOOR</b>	
14.2200.000.12	Flat



OBS! Gummiminnlegg, eventuelle sikkerhetspinner og festeskruer bestilles separat.

OBS: Bestill skruer separat.

For oversikt over gummipakninger, se side 118

Flat

Q-INFO

**Sink**

MOD 22 OVERFLATER

Råsink    Matt krom    Krom    Rustfri effekt



10.22.....00    10.22.....16    10.22.....17    10.22.....19

Sort RAL 9005    Hvit RAL 9016    Aluminiumsgrå RAL 9006



10.22.....31    10.22.....32    10.22.....36

Flat

Q-INFO

**304**

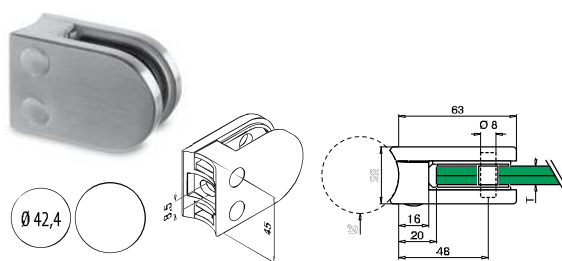
MOD 22 OVERFLATER

Polert    Børstet



13.22.....10    13.22.....12

Rør



For glass 6-10 mm

<b>Sink</b>	
10.2200.042.19	Rør Ø42,4 mm
10.2200.048.19	Rør Ø48,3 mm



For glass 6-10 mm

<b>304</b>	
<b>INDOOR</b>	
13.2200.042.12	Rør Ø42,4 mm
13.2200.048.12	Rør Ø48,3 mm



For glass 6-10 mm

<b>316</b>	
<b>OUTDOOR</b>	
14.2200.042.12	Rør Ø42,4 mm
14.2200.048.12	Rør Ø48,3 mm



OBS! Gummiminnlegg, eventuelle sikkerhetspinner og festeskruer bestilles separat.

OBS: Bestill skruer separat.

For oversikt over gummipakninger, se side 118

Rør

Q-INFO

**Sink**

MOD 22 OVERFLATER

Råsink    Krom    Rustfri effekt



10.22.....00    10.22.....17    10.22.....19

Rør

Q-INFO

**316**

MOD 22 OVERFLATER

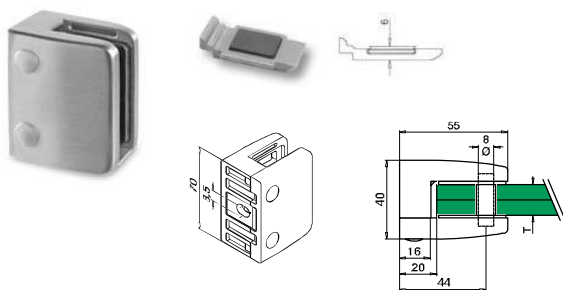
Polert    Børstet



14.22.....10    14.22.....12

## BØRSTET

Flat



For glass 9,52-17,52 mm

**Sim**  
10.2400.000.19 Flat



For glass 9,52-17,52 mm

**304**  
**INDOOR**  
13.2400.000.12 Flat

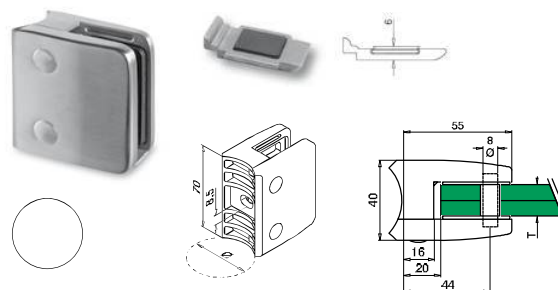


For glass 9,52-17,52 mm

**316**  
**OUTDOOR**  
14.2400.000.12 Flat



Rør



For glass 9,52-17,52 mm

**Sim**  
10.2400.048.19 Rør Ø48,3 mm



For glass 9,52-17,52 mm

**304**  
**INDOOR**  
13.2400.048.12 Rør Ø48,3 mm



For glass 9,52-17,52 mm

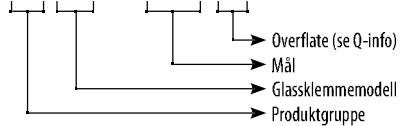
**316**  
**OUTDOOR**  
14.2400.048.12 Rør Ø48,3 mm



### Q-INFO

Artikkelnummersystem for glassklemmer

**10.2000.000.19**



OBS! Gummiinnlegg, eventuelle sikkerhetspinner og festeskruer bestilles separat.

OBS: Bestill skruer separat.

For oversikt over gummipakninger, se side 118

### Q-INFO



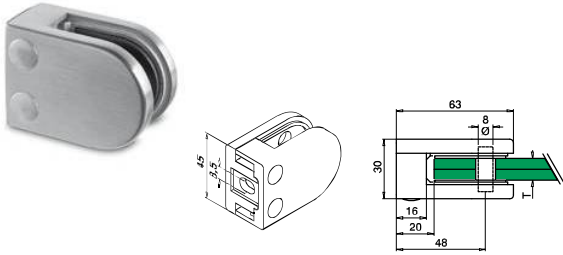
Q-23  
Q-cleaner  
300 ml  
19.0601.000.00

### Q-INFO



Q-22  
Q-ultra-clean  
500 ml  
19.0610.000.00

Flat



Før glass 10,76-12,76 mm

<b>Sim4</b>	
10.2500.000.19	Flat



Før glass 10,76-12,76 mm

<b>304</b>	
<b>INDOOR</b>	
13.2500.000.12	Flat

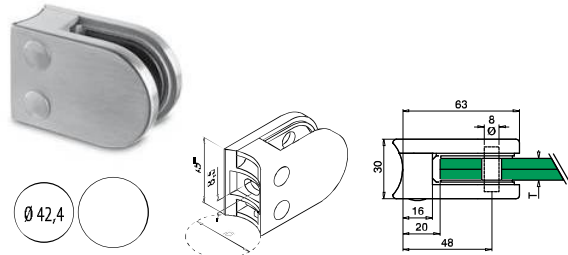


**MOD 25** Før glass 10,76-12,76 mm

<b>316</b>	
<b>OUTDOOR</b>	
14.2500.000.12	Flat



Rør



Før glass 10,76-12,76 mm

<b>Sim4</b>	
10.2500.042.19	Rør Ø42,4 mm
10.2500.048.19	Rør Ø48,3 mm



Før glass 10,76-12,76 mm

<b>304</b>	
<b>INDOOR</b>	
13.2500.042.12	Rør Ø42,4 mm
13.2500.048.12	Rør Ø48,3 mm



Før glass 10,76-12,76 mm

<b>316</b>	
<b>OUTDOOR</b>	
14.2500.042.12	Rør Ø42,4 mm
14.2500.048.12	Rør Ø48,3 mm



OBS! Gummiinnlegg, eventuelle sikkerhetspinner og festeskruer bestilles separat.

OBS: Bestill skruer separat.

Før oversikt over gummipakninger, se side 118

Flat

Q-INFO

Sink

MOD 25 OVERFLATER

Råsink



10.25...000.00

Børstet overflate



10.25...000.19

Aluminiumsgrå  
RAL 9006



10.25...000.36

Rør

Q-INFO

Sink

MOD 25 OVERFLATER

Råsink



10.25.....00

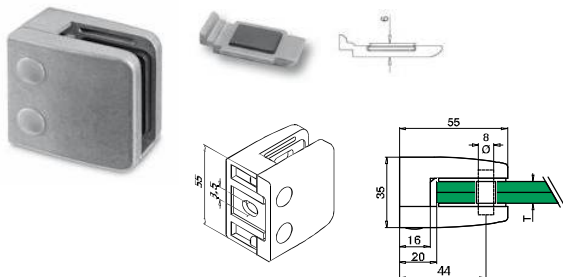
Børstet overflate



10.25.....19

## BØRSTET

Flat



For glass 8-12,76 mm

<b>Sim3</b>	
10.2600.000.19	Flat



For glass 8-12,76 mm

<b>304</b>	
<b>INDOOR</b>	
13.2600.000.12	Flat

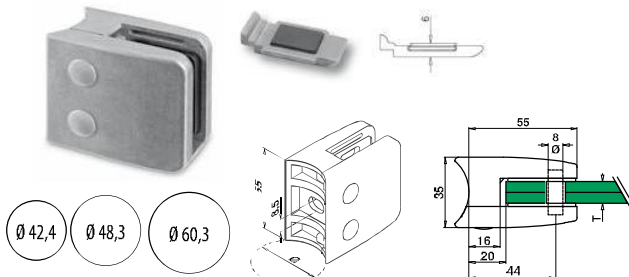


For glass 8-12,76 mm

<b>316</b>	
<b>OUTDOOR</b>	
14.2600.000.12	Flat



Rør



For glass 8-12,76 mm

<b>Sim3</b>	
10.2600.042.19*	Rør Ø42,4 mm
10.2600.048.19	Rør Ø48,3 mm



For glass 8-12,76 mm

<b>304</b>	
<b>INDOOR</b>	
13.2600.042.12*	Rør Ø42,4 mm
13.2600.048.12	Rør Ø48,3 mm
13.2600.060.12	Rør Ø60,3 mm



For glass 8-12,76 mm

<b>316</b>	
<b>OUTDOOR</b>	
14.2600.042.12*	Rør Ø42,4 mm
14.2600.048.12	Rør Ø48,3 mm
14.2600.060.12	Rør Ø60,3 mm



Flat

Q-INFO

Sink

MOD 26 OVERFLATER

Råsink



10.26.....00

Matt krom



10.26.....16

Børstet overflate



10.26.....19

Sort  
RAL 9005



10.26.....31

Hvit  
RAL 9016



10.26.....32

Aluminiumsgrå  
RAL 9006



10.26.....36

OBS! Gummiinnlegg, eventuelle sikkerhetspinner og festeskruer bestilles separat.

OBS: Bestill skruer separat.

For oversikt over gummipakninger, se side 118

Rør

Q-INFO

Sink

MOD 26 OVERFLATER

Råsink



10.26.....00

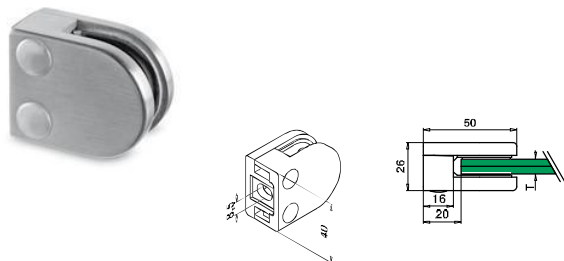
Børstet overflate



10.26.....19

## BØRSTET

Flat



For glass 8,76-10,76 mm

Sim	
10.2700.000.19	Flat



For glass 8,76-10,76 mm

304	
INDOOR	
13.2700.000.12	Flat

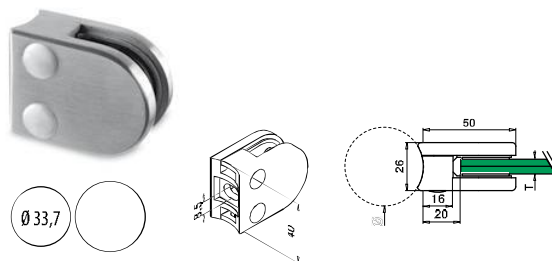


MOD 27 For glass 8,76-10,76 mm

316	
OUTDOOR	
14.2700.000.12	Flat



Rør



For glass 8,76-10,76 mm

Sim	
10.2700.033.19	Rør Ø33,7 mm
10.2700.042.19	Rør Ø42,4 mm



For glass 8,76-10,76 mm

304	
INDOOR	
13.2700.033.12	Rør Ø33,7 mm
13.2700.042.12	Rør Ø42,4 mm



For glass 8,76-10,76 mm

316	
OUTDOOR	
14.2700.033.12	Rør Ø33,7 mm
14.2700.042.12	Rør Ø42,4 mm



OBS! Gummiinnlegg, eventuelle sikkerhetspinner og festeskruer bestilles separat.

OBS: Bestill skruer separat.

For oversikt over gummipakninger, se side 118

Flat + rør

Q-INFO

Sink

Råsink



10.27.....00

Krom



10.27.....17

Børstet overflate



10.27.....19

Q-INFO



Q-23

Q-cleaner  
300 ml  
19.0601.000.00

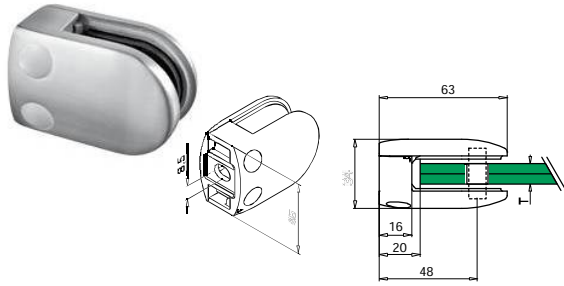
Q-INFO



Q-22

Q-ultra-clean  
500 ml  
19.0610.000.00

Flat



For glass 6-12,76 mm

<b>Sink</b>	
10.2800.000.19	Flat

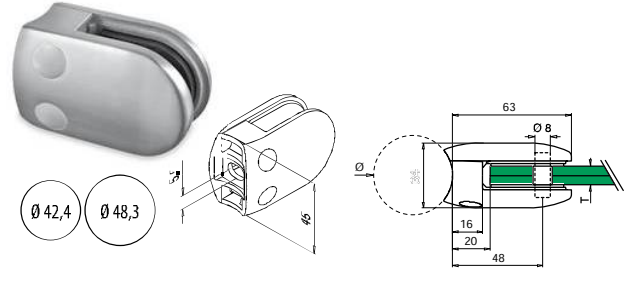
For glass 6-12,76 mm

<b>304</b>	
<b>INDOOR</b>	
13.2800.000.12	Flat

**MOD 28** For glass 6-12,76 mm

<b>316</b>	
<b>OUTDOOR</b>	
14.2800.000.12	Flat
	International Design Model Protection

Rør



For glass 6-12,76 mm

<b>Sink</b>	
10.2800.042.19	Rør Ø42,4 mm
10.2800.048.19	Rør Ø48,3 mm

For glass 6-12,76 mm

<b>304</b>	
<b>INDOOR</b>	
13.2800.042.12	Rør Ø42,4 mm
13.2800.048.12	Rør Ø48,3 mm

For glass 6-12,76 mm

<b>316</b>	
<b>OUTDOOR</b>	
14.2800.042.12	Rør Ø42,4 mm
14.2800.048.12	Rør Ø48,3 mm

OBS! Gummiinnlegg, eventuelle sikkerhetspinner og festeskruer bestilles separat.

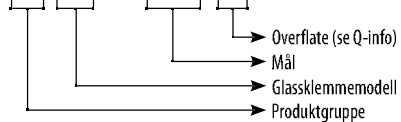
OBS: Bestill skruer separat.

For oversikt over gummipakninger, se side 118

Q-INFO

Artikkelnummersystem for glassklemmer

**10.2000.000.19**



Q-INFO










Q-INFO



**MOD 28 OVERFLATER**

Flat

Q-INFO **314** MOD 28 OVERFLATER

Råsink	Matt krom	Krom	Rustfri effekt
			
10.28.....00	10.28.....16	10.28.....17	10.28.....19
Sort RAL 9005	Hvit RAL 9016	Aluminiumsgrå RAL 9006	
			
10.28.....31	10.28.....32	10.28.....36	

Rør

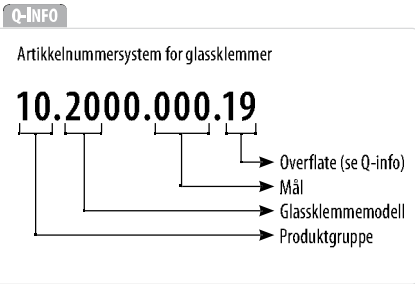
Q-INFO **315** MOD 28 OVERFLATER

Råsink	Krom	Rustfri effekt
		
10.28.....00	10.28.....17	10.28.....19

Flat + rør

Q-INFO **304** MOD 28 OVERFLATER

Polert	Børstet
	
13.28.....10	13.28.....12



Flat + rør

Q-INFO **316**

Polert	Børstet
	
14.28.....10	14.28.....12

Q-INFO

**Q-23**  
Q-cleaner  
300 ml  
19.0601.000.00



Q-INFO

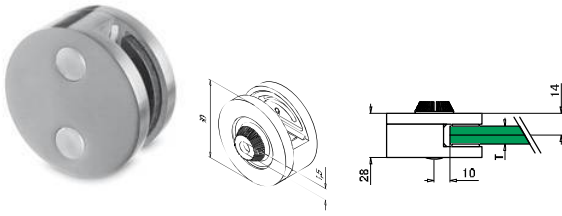
**Q-22**  
Q-ultra-clean  
500 ml  
19.0610.000.00



OBS! Gummiinnlegg, eventuelle sikkerhetspinner og festeskruer bestilles separat.



Rør + flat



For glass 8-12,76 mm

<b>Sim3</b>	
10.4400.000.19	Rør +flat



For glass 8-12,76 mm

<b>304</b>	
<b>INDOOR</b>	
13.4400.000.12	Rør +flat

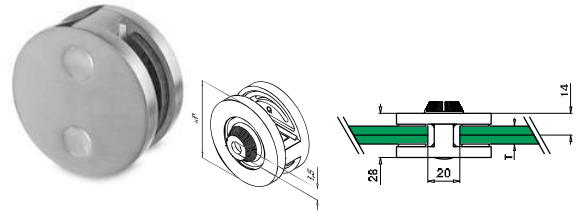


For glass 8-12,76 mm

<b>316</b>	
<b>OUTDOOR</b>	
14.4400.000.12	Rør +flat



Rør + flat



For glass 8-12,76 mm

<b>Sink</b>	
10.4600.000.19	Rør +flat



For glass 8-12,76 mm

<b>304</b>	
<b>INDOOR</b>	
13.4600.000.12	Rør +flat



For glass 8-12,76 mm

<b>316</b>	
<b>OUTDOOR</b>	
14.4600.000.12	Rør +flat



Flat



<b>Sim3</b>	
10.0723.000.19	Flat

<b>304</b>	
<b>INDOOR</b>	
13.0723.000.12	Flat

<b>316</b>	
<b>OUTDOOR</b>	
14.0723.000.12	Flat

For rør



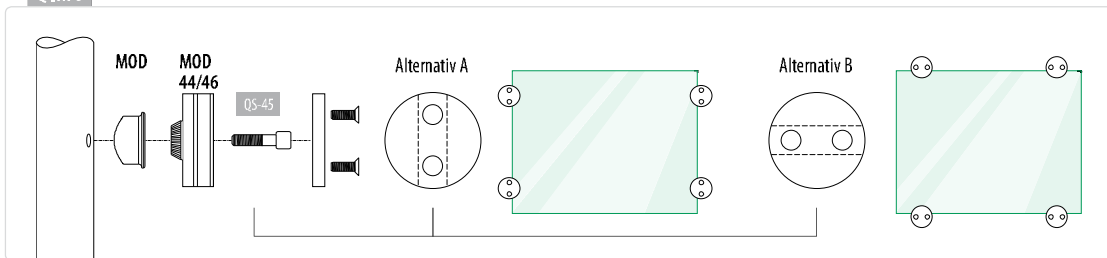
<b>Sim3</b>	
10.0723.042.19	Rør Ø42,4 mm
10.0723.048.19	Rør Ø48,3 mm

<b>304</b>	
<b>INDOOR</b>	
13.0723.042.19	Rør Ø42,4 mm
13.0723.048.19	Rør Ø48,3 mm

<b>316</b>	
<b>OUTDOOR</b>	
14.0723.042.19	Rør Ø42,4 mm
14.0723.048.19	Rør Ø48,3 mm

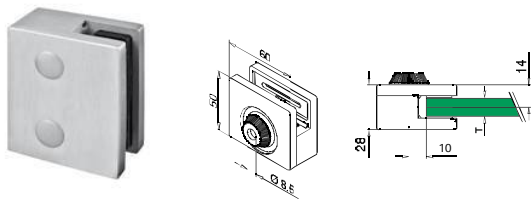
OBS: Bestill skruer separat.

Q-INFO



BØRSTET

Rør + flat



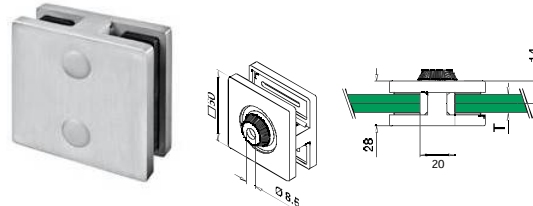
For glass 8-12,76 mm

<b>304</b>	
<b>INDOOR</b>	
13.5100.000.12	Rør + flat

**MOD 51** For glass 8-12,76 mm

<b>316</b>	
<b>OUTDOOR</b>	
14.5100.000.12	Rør + flat

Rør + flat



For glass 8-12,76 mm

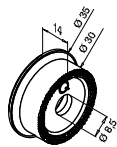
<b>304</b>	
<b>INDOOR</b>	
13.5200.000.12	Rør + flat

For glass 8-12,76 mm

<b>316</b>	
<b>OUTDOOR</b>	
14.5200.000.12	Rør + flat

BØRSTET

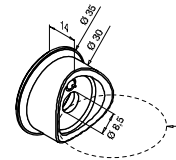
Flat



<b>304</b>	
<b>INDOOR</b>	
13.0723.000.12	Flat

<b>316</b>	
<b>OUTDOOR</b>	
14.0723.000.12	Flat

For rør



<b>304</b>	
<b>INDOOR</b>	
13.0723.042.19	Rør Ø42,4 mm
13.0723.048.19	Rør Ø48,3 mm

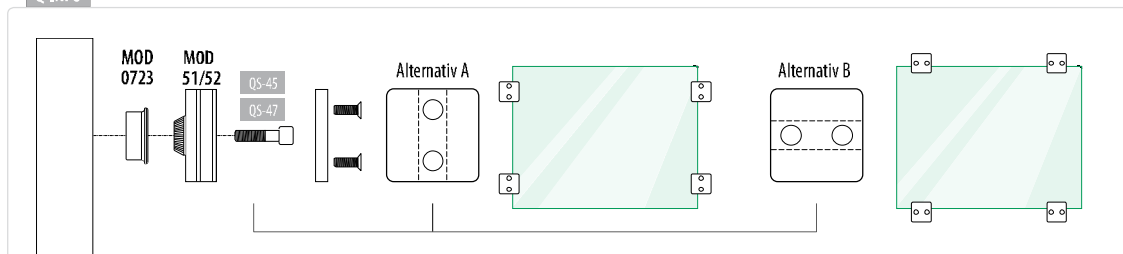
<b>316</b>	
<b>OUTDOOR</b>	
14.0723.042.19	Rør Ø42,4 mm
14.0723.048.19	Rør Ø48,3 mm

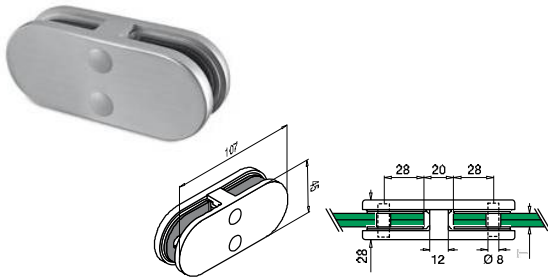
OBS! Gummiinnlegg, eventuelle sikkerhetspinner og festeskruer bestilles separat.

OBS: Bestill skruer separat.

For oversikt over gummipakninger, se side 118

Q-INFO



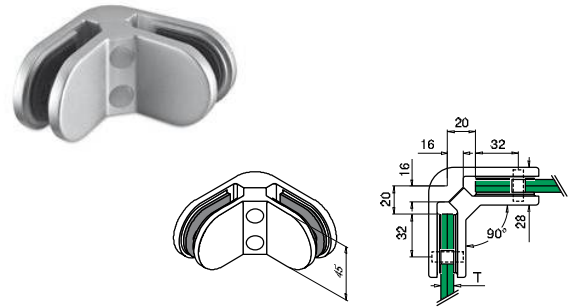


For glass 6-10 mm

304

INDOOR

13.2200.700.12



For glass 6-10 mm

304

INDOOR

13.2200.900.12

For glass 6-10 mm

316

OUTDOOR

14.2200.700.12



For glass 6-10 mm

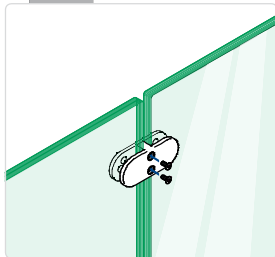
316

OUTDOOR

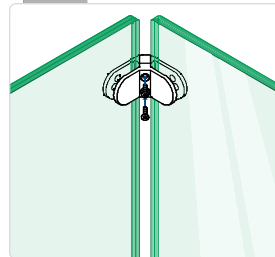
14.2200.900.12



Q-INFO



Q-INFO



OBS! Gummiinnlegg, eventuelle sikkerhetspinner og festeskruer bestilles separat.

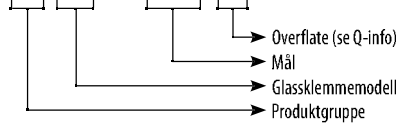
OBS: Bestill skruer separat.

For oversikt over gummipakninger, se side 118

Q-INFO

Artikkelnummersystem for glassklemmer

10.2000.000.19



Q-INFO



Q-23

Q-cleaner

300 ml

19.0601.000.00

Q-INFO




Q-22

Q-ultra-clean

500 ml

19.0610.000.00

Glass - glass



For glass 6-12,76 mm

316


OUTDOOR

14.0281.500.12



International Design Model Protection

Glass - glass



For glass 6-12,76 mm

316

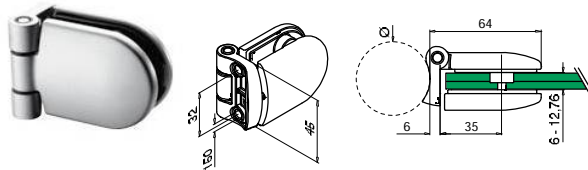
OUTDOOR

14.0282.500.12



International Design Model Protection

Rør - glass



For glass 6-12,76 mm

316

OUTDOOR

14.0281.042.19

Rør Ø42,4 mm

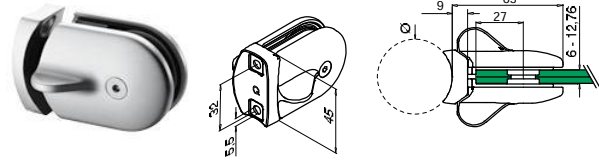
14.0281.048.19

Rør Ø48,3 mm



International Design Model Protection

Rør - glass



For glass 6-12,76 mm

316

OUTDOOR

14.0282.042.19

Rør Ø42,4 mm

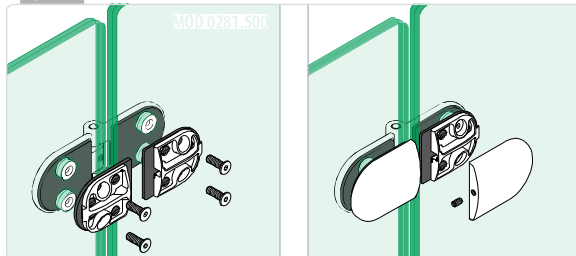
14.0282.048.19

Rør Ø48,3 mm

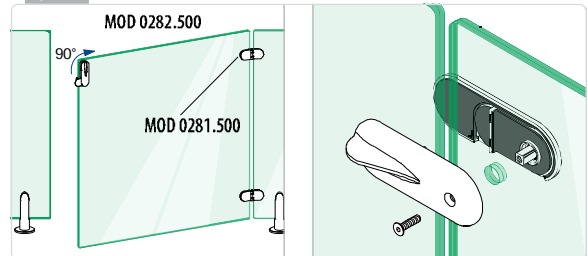


International Design Model Protection

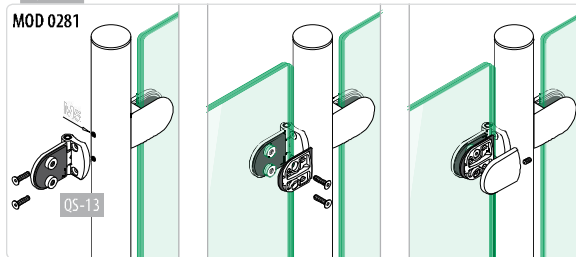
Q-INFO



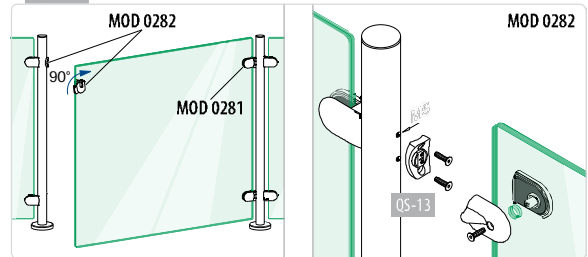
Q-INFO



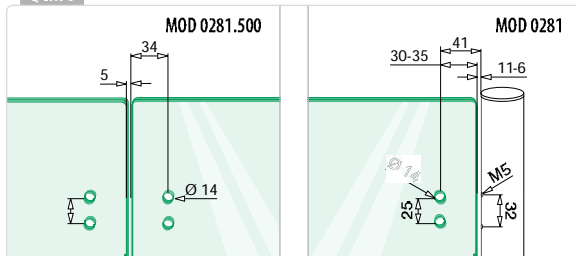
Q-INFO



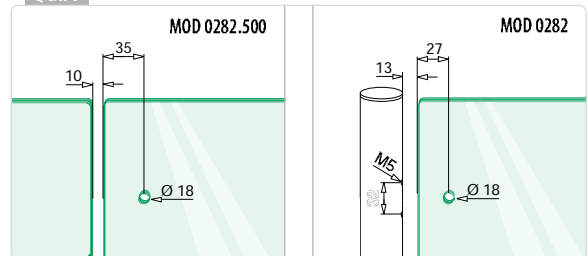
Q-INFO



Q-INFO



Q-INFO





### Gummiinnlegg for glassklemmer

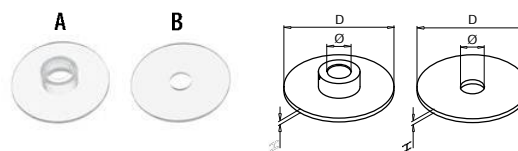
OP 50

	For MOD	T	Antall pr glassklemme	
19.5000.006.00	20	6	2	8
19.5000.007.00	20	6,76 (3-0,76-3)	2	8
19.5000.008.00	20	8	2	8
19.5002.006.00	21	6	2	8
19.5002.007.00	21	6,76 (3-0,76-3)	2	8
19.5002.008.00	21	8	2	8
19.5002.009.00	21	8,76 (4-0,76-4)	2	8
19.5002.010.00	21	10	2	8
19.5002.044.00	21	9,52 (4-1,52-4)	2	8
19.5004.006.00	22	6	2	8
19.5004.007.00	22	6,76 (3-0,76-3)	2	8
19.5004.008.00	22	8	2	8
19.5004.041.00	22	8,38 (4-0,38-4)	2	8
19.5004.009.00	22	8,76 (4-0,76-4)	2	8
19.5004.010.00	22	10	2	8
19.5004.044.00	22	9,52 (4-1,52-4)	2	8
19.5007.012.00	24	12	2	8
19.5007.013.00	24	12,76 (6-0,76-6)	2	8
19.5007.015.00	24	15	2	8
19.5007.017.00	24	16,76 (8-0,76-8)	2	8
19.5007.018.00	24	17,52 (8-1,52-8)	2	8
19.5007.044.00	24	9,52 (4-1,52-4)	2	8
19.5007.054.00	24	11,52 (5-1,52-5)	2	8
19.5007.064.00	24	13,52 (6-1,52-6)	2	8
19.5012.009.00	27	8,76 (4-0,76-4)	2	8
19.5012.010.00	27	10	2	8
19.5012.011.00	27	10,76 (5-0,76-5)	2	8
19.5012.044.00	27	9,52 (4-1,52-4)	2	8
19.5001.006.00	28	6	2	8
19.5001.007.00	28	6,76 (3-0,76-3)	2	8
19.5001.008.00	28	8	2	8
19.5001.041.00	28	8,38 (4-0,38-4)	2	8
19.5001.009.00	28	8,76 (4-0,76-4)	2	8
19.5001.044.00	28	9,52 (4-1,52-4)	2	8
19.5001.010.00	28	10	2	8
19.5001.011.00	28	10,76 (5-0,76-5)	2	8
19.5001.054.00	28	11,52 (5-1,52-5)	2	8
19.5001.012.00	28	12	2	8
19.5001.013.00	28	12,76 (6-0,76-6)	2	8
19.5008.008.00	44 / 46	8	2 / 4	8
19.5008.009.00	44 / 46	8,76 (4-0,76-4)	2 / 4	8
19.5008.010.00	44 / 46	10	2 / 4	8
19.5008.011.00	44 / 46	10,76 (5-0,76-5)	2 / 4	8
19.5008.012.00	44 / 46	12	2 / 4	8
19.5008.013.00	44 / 46	12,76 (6-0,76-6)	2 / 4	8
19.5005.008.00	51 / 52	8	2 / 4	8
19.5005.009.00	51 / 52	8,76 (4-0,76-4)	2 / 4	8
19.5005.010.00	51 / 52	10	2 / 4	8
19.5005.011.00	51 / 52	10,76 (5-0,76-5)	2 / 4	8
19.5005.012.00	51 / 52	12	2 / 4	8
19.5005.013.00	51 / 52	12,76 (6-0,76-6)	2 / 4	8

	For MOD	T	Antall pr glassklemme	
19.5009.011.00	25	10,76 (5-0,76-5)	2	8
19.5009.012.00	25	12	2	8
19.5009.013.00	25	12,76 (6-0,76-6)	2	8
19.5009.054.00	25	11,52 (5-1,52-5)	2	8
19.5011.009.00	26	8,76 (4-0,76-4)	2	8
19.5011.010.00	26	10	2	8
19.5011.011.00	26	10,76 (5-0,76-5)	2	8
19.5011.012.00	26	12	2	8
19.5011.013.00	26	12,76 (6-0,76-6)	2	8
19.5011.044.00	26	9,52 (4-1,52-4)	2	8
19.5011.054.00	26	11,52 (5-1,52-5)	2	8
19.5062.012.00	6000	12	2	2
19.5062.013.00	6000	12,76 (6-0,76-6)	2	2
19.5062.014.00	6000	13,52 (6-1,52-6)	2	2
19.5062.015.00	6000	15	2	2
19.5062.017.00	6000	16,76 (8-0,76-8)	2	2
19.5062.018.00	6000	17,52 (8-1,52-8)	2	2
19.5063.012.00	61	12	2	2
19.5063.013.00	61	12,76 (6-0,76-6)	2	2
19.5063.014.00	61	13,52 (6-1,52-6)	2	2
19.5063.015.00	61	15	2	2
19.5063.017.00	61	16,76 (8-0,76-8)	2	2
19.5063.018.00	61	17,52 (8-1,52-8)	2	2
19.5064.012.00	62	12	2	2
19.5064.013.00	62	12,76 (6-0,76-6)	2	2
19.5064.014.00	62	13,52 (6-1,52-6)	2	2
19.5064.015.00	62	15	2	2
19.5064.017.00	62	16,76 (8-0,76-8)	2	2
19.5064.018.00	62	17,52 (8-1,52-8)	2	2



### Tilbehør



	For MOD	D	Ø	H	Antall pr glassadapter	
19.5032.050.00	A 0747 + 0750 + 0751 (Ø 50mm)	48	10	2	1	8
19.5031.050.00	B	48	10	2	1	8
19.5030.030.00	A 0746 + 0740 + 0754 (Ø 30 mm)	28	8	2	2	8
19.5030.025.00	A 0746 (Ø 25 mm)	24	6	1	1	8
19.5060.025.00	B	24	6	1	1	8
19.5030.050.00	A 0150 + 0155 + 0117 + 9350 (Ø 50 mm)	48	8	2	2	8
19.5039.040.00	A 0752 + 0753	38	8	2	1	8
19.5038.040.00	B	38	8	2	1	8




Tilbehør

Gummiinnlegg for plateadapter



Gummiinnlegg passer til alle modeller plateadapter (2 stk. pr adapter)

	For MOD	T	
19.5004.002.00	2202	2	8
19.5004.003.00	2203	3	8
19.5004.004.00	2204	4	8


Tilbehør

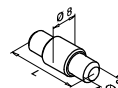
Nylon skrueskjulere og sikkerhetspinner for glassklemmer





Nylon skrueskjulere (2 stk pr glasslemme)

MOD 5010

	Farge	
19.5010.000.00	Råsink (grå)	8
19.5010.000.16	Matt krom	8
19.5010.000.17	Krom	8
19.5010.000.19	Børstet look	8
19.5010.000.21	Messinglook	8
19.5010.000.31	Sort	8
19.5010.000.32	Hvit	8
	<b>For MOD</b>	
19.5010.060.19	Børstet look	MOD 28 8



Sikkerhetspinner for glassklemmer

	For MOD	L	
19.5015.022.00	MOD 22, 28	22	4
19.5015.030.00	MOD 24, 6000	30	4
19.5015.025.00	MOD 25, 26	25	4
<b>2205</b>			
	For MOD	L	
19.5015.022.18	MOD 28	22	4

Tilbehør

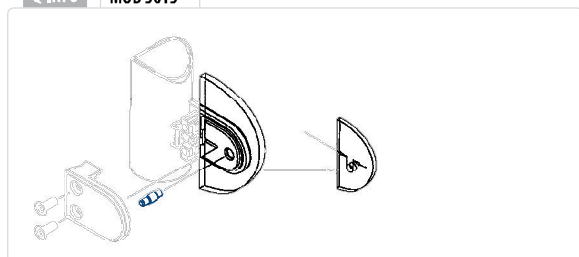
Nylon skrueskjulere for glassadapter - Spider

For MOD 4752 og 4753



	Farge	For MOD	
19.5010.004.19	Børstet look	MOD 4752 / 4753	8

Q-INFO MOD 5015



Tilbehør


Festmateriell for glassklemmer




Sekskantskrue, forsenket

- DIN7991


For modell 20, 21, 22, 25, 44, 46 i sink

Galvanisert						
INDOOR	QS	Q	D	L		
95.0670.616.15	Q5-43	Q-4	M6	16	50	


For modell 24, 26 i sink

Galvanisert						
INDOOR	QS	Q	D	L		
95.0670.620.15	Q5-44	Q-4	M6	20	50	

For modell 20, 21, 22, 25, 44, 46 i 304 og 316
























316						
OUTDOOR	QS	Q	D	L		
95.0670.616.14	Q5-41	Q-4	M6	16	50	

For modell 24, 26 i 304 og 316

316						
OUTDOOR	QS	Q	D	L		
95.0670.620.14	Q5-42	Q-4	M6	20	50	

# Oversikt Q-screws.

Enkelt å bestille. Et sammendrag

QS		
QS-1	95.0100.850.13	50
QS-2	93.0100.850.14	50
QS-3	93.0200.760.13	50
QS-4	93.0200.760.14	50
QS-5	93.0220.525.13	50
QS-6	93.0220.525.14	50
QS-7	93.0220.538.13	50
QS-8	93.0230.525.13	50
QS-9	93.0230.525.14	50
QS-10	95.0511.516.13	50
QS-11	95.0511.516.14	50
QS-12	95.0670.520.13	50
QS-13	95.0670.520.14	50
QS-14	95.0670.620.13	50
QS-15	95.0670.625.13	50
QS-16	95.0670.625.14	50
QS-17	95.0670.630.13	50
QS-18	95.0670.630.14	50
QS-19	95.0670.825.13	50
QS-20	95.0670.825.14	50
QS-21	95.0670.840.13	50
QS-22	95.0670.840.14	50
QS-23	95.0680.620.13	50
QS-24	95.0680.635.13	50
QS-25	95.0680.660.13	50
QS-26	95.0680.820.13	50
QS-27	95.0680.820.14	50
QS-28	95.0680.820.15	50
QS-29	95.0680.835.13	50
QS-30	95.0680.835.14	50
QS-31	95.0681.045.13	50
QS-32	19.4012.010.14	10
QS-33	19.4012.010.15	10
QS-34	19.4108.010.14	10
QS-35	19.4108.010.15	10
QS-36	19.4212.150.15	25
QS-36	19.4212.050.15	25
QS-38	93.0800.600.13	50
QS-39	93.0800.800.13	50
QS-40	93.0801.000.13	50
QS-41	95.0670.616.14	50
QS-42	95.0670.620.14	50
QS-43	95.0670.616.15	50
QS-44	95.0670.620.15	50
QS-45	95.0900.820.14	50
QS-46	93.0900.820.15	50
QS-47	95.0900.820.13	50
QS-48	95.0670.612.13	50
QS-49	93.0210.340.13	50
QS-50	93.0220.538.14	50
QS-53	95.0680.620.14	50
QS-54	95.0680.645.13	50
QS-56	93.0230.538.13	50
QS-57	93.0230.538.14	50
 QS-58	19.4110.010.14	10
 QS-59	19.4110.010.15	10
QS-60	19.4412.010.14	10
QS-61	19.4412.010.15	10
QS-62	19.4408.010.14	10
QS-63	19.4408.010.15	10
QS-64	19.4010.010.14	10
QS-65	19.4010.010.15	10
QS-66	93.0811.020.15	50
 QS-67	95.0681.040.13	50
 QS-68	95.0681.040.14	50
QS-69	93.0810.818.13	50
QS-70	95.0680.645.14	50
QS-71	95.0680.660.14	50
QS-72	95.0681.045.14	50
QS-73	19.4512.018.14	10
QS-74	95.0671.240.14	50
QS-75	19.4410.010.14	10
QS-80	93.0800.600.14	50
QS-81	93.0800.800.14	50
QS-82	93.0801.000.14	50
QS-83	95.0511.616.13	50
QS-84	95.0511.616.14	50
QS-85	95.0100.890.13	50
QS-86	95.0100.890.14	50
QS-87	93.0840.635.00	100
QS-88	19.4012.040.14	10
QS-89	95.0670.612.14	50
QS-90	95.0400.505.14	50
QS-91	95.0400.505.13	50
QS-92	95.0400.610.14	50
QS-93	95.0490.506.14	50
QS-94	95.0490.506.13	50
QS-500	19.4010.010.18	10
QS-503	93.0220.560.13	50
QS-504	93.0220.560.14	50
QS-505	19.4512.018.15	10
QS-507	19.4412.025.15	10
QS-509	93.0701.210.13	2
QS-512	20.0203.015.39	50
QS-513	93.0760.800.14	50
QS-514	93.0760.800.13	50
QS-515	93.0761.000.14	50
QS-516	93.0761.200.14	50
QS-517	93.0761.000.13	50
QS-518	93.0761.200.13	50
QS-519	19.4212.150.14	25
QS-519	19.4212.050.14	25
QS-520	19.4510.012.14	10
QS-521	19.4510.012.15	10
QS-522	93.0700.810.14	2
QS-523	93.0700.810.13	2
QS-525	93.0701.010.14	2
QS-526	93.0701.010.13	2
QS-528	19.4508.012.15	10
 QS-529	19.4508.012.14	10
QS-530	95.0671.035.14	50
QS-531	95.0671.035.13	50
 QS-532	95.0671.030.13	50
 QS-533	95.0671.030.14	50
 QS-534	95.0400.608.14	50
 QS-535	93.0400.612.14	50
 QS-536	95.0491.220.14	50
 QS-537	93.0710.825.14	50
 QS-538	93.0710.870.14	50
 QS-539	93.0710.890.14	50
 QS-540	93.0711.235.14	50
 QS-541	93.0670.412.14	50
 QS-542	93.0671.025.14	50
 QS-543	93.0681.080.14	50
 QS-544	95.0681.150.14	50
 QS-548	19.4516.132.14	1
 QS-549	19.4012.140.14	1
 QS-550	19.9037.510.14	10
 QS-551	95.0681.240.13	50
QS-552	95.0681.240.14	50

Festemateriell for glassklemmer



Seksantskrue, forsenket

- DIN7991

For modell 20, 21, 22, 25, 44, 46 i sink

Galvanisert						
INDOOR	QS	Q	D	L		
95.0670.616.15	QS-43	Q-4	M6	16	50	

For modell 24, 26 i sink

Galvanisert						
INDOOR	QS	Q	D	L		
95.0670.620.15	QS-44	Q-4	M6	20	50	

For modell 20, 21, 22, 25, 44, 46 i 304 og 316

316						
OUTDOOR	QS	Q	D	L		
95.0670.616.14	QS-41	Q-4	M6	16	50	

For modell 24, 26 i 304 og 316

316						
OUTDOOR	QS	Q	D	L		
95.0670.620.14	QS-42	Q-4	M6	20	50	

		INDOOR	OUTDOOR
--,---,---.18	1.4529		X
--,---,---.14	316		X
--,---,---.13	304	X	
--,---,---.15	Galvanisert	X	



Seksantskrue med sylinderhode

For alle modeller i sink

Galvanisert						
INDOOR	QS	Q	D	L		
95.0680.820.15	QS-28	Q-6	M8	20	50	

For alle modeller i 304 og 316

316						
OUTDOOR	QS	Q	D	L		
95.0680.820.14	QS-27	Q-6	M8	20	50	



Justerbar skrue

+/- 5°

For alle modeller i sink

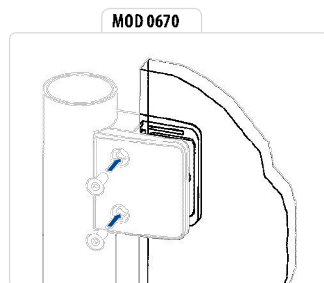
Galvanisert						
INDOOR	QS	Q	D	L		
93.0900.820.15	QS-46	Q-5	M8	20	50	

For alle 304 modeller

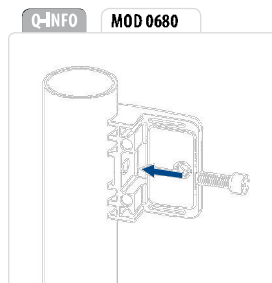
304						
INDOOR	QS	Q	D	L		
95.0900.820.13	QS-47	Q-5	M8	20	50	

For alle 316 modeller

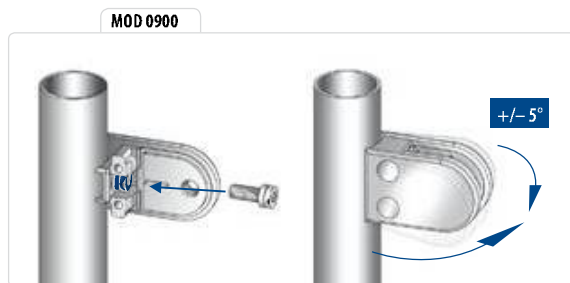
316						
OUTDOOR	QS	Q	D	L		
95.0900.820.14	QS-45	Q-5	M8	20	50	



MOD 0670



Q-INFO MOD 0680

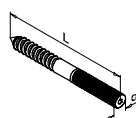


MOD 0900



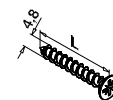
MOD 0100

304						
INDOOR	QS	Q	d	L		
95.0100.850.13	QS-1	Q-4	M8 x 12	50	50	
95.0100.890.13	QS-85	Q-4	M8 x 33	90	50	
316						
OUTDOOR	QS	Q	d	L		
93.0100.850.14	QS-2	Q-4	M8 x 12	50	50	
95.0100.890.14	QS-86	Q-4	M8 x 33	90	50	



a - DIN7982

304						
INDOOR	QS	L				
93.0220.525.13	QS-5	25	50			
93.0220.538.13	QS-7	38	50			
93.0220.560.13	QS-503	60	50			
316						
OUTDOOR	QS	L				
93.0220.525.14	QS-6	25	50			
93.0220.538.14	QS-50	38	50			
93.0220.560.14	QS-504	60	50			





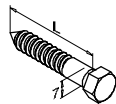


- DIN571

304					
INDOOR	QS	L			
93.0200.760.13	QS-3	55			50

316					
OUTDOOR	QS	L			
93.0200.760.14	QS-4	55			50

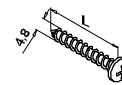


- DIN7981

304					
INDOOR	QS	L			
93.0230.525.13	QS-8	25			50
93.0230.538.13	QS-56	38			50

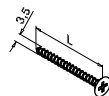
  

316					
OUTDOOR	QS	L			
93.0230.525.14	QS-9	25			50
93.0230.538.14	QS-57	38			50



- DIN7997

304					
INDOOR	QS	L			
93.0210.340.13	QS-49	40			50

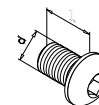


- ISO7380

304						
INDOOR	QS	Q	d	L		
95.0511.516.13	QS-10	Q-3	M5	16		50
95.0511.616.13	QS-83	Q-4	M6	16		50

316						
OUTDOOR	QS	Q	d	L		
95.0511.516.14	QS-11	Q-3	M5	16		50
95.0511.616.14	QS-84	Q-4	M6	16		50

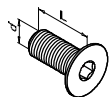


- DIN7991

304						
INDOOR	QS	Q	d	L		
95.0670.520.13	QS-12	Q-3	M5	20		50
95.0670.612.13	QS-48	Q-4	M6	12		50
95.0670.620.13	QS-14	Q-4	M6	20		50
95.0670.625.13	QS-15	Q-4	M6	25		50
95.0670.630.13	QS-17	Q-4	M6	30		50
95.0670.825.13	QS-19	Q-5	M8	25		50
95.0670.840.13	QS-21	Q-5	M8	40		50

316						
OUTDOOR	QS	Q	d	L		
93.0670.412.14	QS-541	Q-2,5	M4	12		50
95.0670.520.14	QS-13	Q-3	M5	20		50
95.0670.612.14	QS-89	Q-4	M6	12		50
95.0670.625.14	QS-16	Q-4	M6	25		50
95.0670.630.14	QS-18	Q-4	M6	30		50
95.0670.825.14	QS-20	Q-5	M8	25		50
95.0670.840.14	QS-22	Q-5	M8	40		50



- DIN912

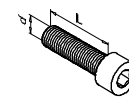
Galvanisert						
INDOOR	QS	Q	d	L		
95.0680.820.15	QS-28	Q-6	M8	20		50

304						
INDOOR	QS	Q	d	L		
95.0680.620.13	QS-23	Q-5	M6	20		50
95.0680.635.13	QS-24	Q-5	M6	35		50
95.0680.645.13	QS-54	Q-5	M6	45		50
95.0680.660.13	QS-25	Q-5	M6	60		50
95.0680.820.13	QS-26	Q-6	M8	20		50
95.0680.835.13	QS-29	Q-6	M8	35		50

316						
OUTDOOR	QS	Q	d	L		
95.0680.620.14	QS-53	Q-5	M6	20		50
95.0680.645.14	QS-70	Q-5	M6	45		50
95.0680.660.14	QS-71	Q-5	M6	60		50
95.0680.820.14	QS-27	Q-6	M8	20		50
95.0680.835.14	QS-30	Q-6	M8	35		50



- DIN7991

304						
INDOOR	QS	Q	d	L		
95.0671.030.13	QS-532	Q-6	M10	30		50
95.0671.035.13	QS-531	Q-6	M10	35		50

316						
OUTDOOR	QS	Q	d	L		
93.0671.025.14	QS-542	Q-6	M10	25		50
95.0671.030.14	QS-533	Q-6	M10	30		50
95.0671.035.14	QS-530	Q-6	M10	35		50
95.0671.240.14	QS-74	Q-8	M12	40		50

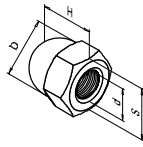
- DIN912

304						
INDOOR	QS	Q	d	L		
95.0681.040.13	QS-67	Q-8	M10	40		50
95.0681.045.13	QS-31	Q-8	M10	45		50
95.0681.240.13	QS-551	-	M12	40		50

316						
OUTDOOR	QS	Q	d	L		
95.0681.045.14	QS-72	Q-8	M10	45		50
93.0681.080.14	QS-543	Q-8	M10	80		50
95.0681.040.14	QS-68	Q-8	M10	40		50
95.0681.150.14	QS-544	Q-8	M10	150		50
95.0681.240.14	QS-552	-	M12	40		50

Festemateriell

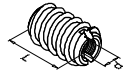


- DIN1587

304						
INDOOR	QS	S	d	D	h	
93.0760.800.13	QS-514	13	M8	12,5	15	50
316						
OUTDOOR	QS	S	d	D	h	
93.0760.800.14	QS-513	13	M8	12,5	15	50

- DIN1587

304						
INDOOR	QS	S	d	D	h	
93.0761.000.13	QS-517	17	M10	16	18	50
93.0761.200.13	QS-518	19	M12	18	22	50
316						
OUTDOOR	QS	S	d	D	h	
93.0761.000.14	QS-515	17	M10	16	18	50
93.0761.200.14	QS-516	19	M12	18	22	50



MOD 0810 - DIN7965

304						
INDOOR	QS	d		L		
93.0810.818.13	QS-69	M8	Ø14,5	18	50	

- DIN7965

Galvanisert						
INDOOR	QS	d		L		
93.0811.020.15	QS-66	M10	Ø17	20	50	

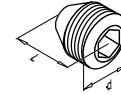
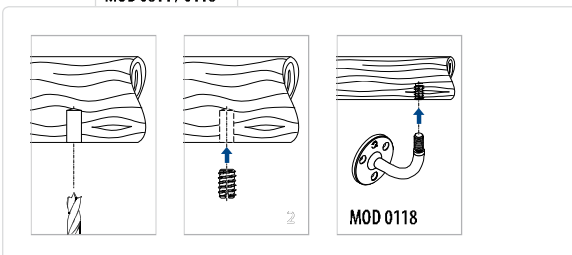


Tre

INDOOR	QS	
20.0203.015.39	QS-512	50

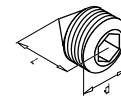


MOD 0811 / 0118



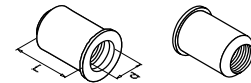
- DIN916

304						
INDOOR	QS	Q	d	L		
95.0400.505.13	QS-91	Q-2,5	M5	5	50	
316						
OUTDOOR	QS	Q	d	L		
95.0400.505.14	QS-90	Q-2,5	M5	5	50	
NEW 95.0400.608.14	QS-534	Q-3	M6	8	50	
95.0400.610.14	QS-92	Q-3	M6	10	50	
NEW 93.0400.612.14	QS-535	Q-3	M6	12	50	



- DIN914

304						
INDOOR	QS	Q	d	L		
95.0490.506.13	QS-94	Q-2,5	M5	6	50	
316						
OUTDOOR	QS	Q	d	L		
95.0490.506.14	QS-93	Q-2,5	M5	6	50	
NEW 95.0491.220.14	QS-536	Q-6	M12	20	50	



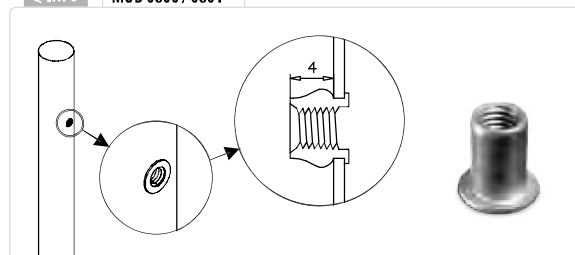
304

INDOOR	QS	Q	d		L	
93.0800.600.13	QS-38	Q-29	M6	Ø9,0	16	50
93.0800.800.13	QS-39	Q-29	M8	Ø11,0	17	50
316						
OUTDOOR	QS	Q	d		L	
93.0800.600.14	QS-80	Q-29	M6	Ø9,0	16	50
93.0800.800.14	QS-81	Q-29	M8	Ø11,0	17	50

304

INDOOR	QS	Q	d		L	
93.0801.000.13	QS-40	Q-29	M10	Ø12,0	21	50
316						
OUTDOOR	QS	Q	d		L	
93.0801.000.14	QS-82	Q-29	M10	Ø12,0	21	50

Q-INFO MOD 0800 / 0801





Injeksjonsmørtel  
FIS HB 150 C

	Q	e	
19.4095.001.00	Q-40	145 ml	1



Miksespiss  
for injeksjonsmørtel FIS HB 150 C

	Q	
19.4095.002.00	Q-41	10



Miksespiss  
for FIS EM 390 S

	Q	
19.4095.003.00	Q-42	1



MOD 4095

Rensebørste

	Q		
19.4095.004.00	Q-43	Ø12	1
19.4095.005.00	Q-67	Ø18	1



Injeksjonsmørtel  
FIS EM 390 S

MOD 4097

	Q	e	
19.4097.001.00	Q-66	390 ml	1



Sprøytepistol  
for injeksjonsmørtel FIS EM 390 S

	Q	
19.4097.000.00	Q-68	1



Injeksjonsmørtel

MOD 4095

	Q	e	
19.4095.101.00	Q-90	150 ml	1



Luftpumpe  
for rengjøring bore hull FIS EM 390 S

	Q	
19.4097.002.00	Q-69	10



Rensebørste  
for rengjøring borhull

NEW

	Q		
19.4095.104.00	Q-91	Ø10	1
19.4095.105.00	Q-92	Ø12	1
19.4095.106.00	Q-93	Ø14	1
19.4095.108.00	Q-94	Ø18	1
19.4095.109.00	Q-95	Ø20	1
19.4095.110.00	Q-96	Ø22	1



Luftpumpe  
for rengjøring borhull

NEW

	Q	
19.4095.103.00	Q-97	1

Tilbehør

Forbruksartikler



**Q-glue®**

Lim for rustfritt stål  
Forbruk pr limfuge ca. 1 ml  
50 ml

	Q	e	
19.1331.000.00	Q-21	50 ml	1

Antall limfuger pr flaske (50 ml)

Ø 16 mm	Ø 42,4 mm	Ø 48,3 mm	Ø 60,3 mm
150	60	50	40



**Trelim**

PVAC-lim til treprodukter

	Q	e	
19.1335.000.00	Q-73	250 ml	1



**Q-seal**

Glass-silikon, farge sort  
munnstykke inkludert

MOD 1350

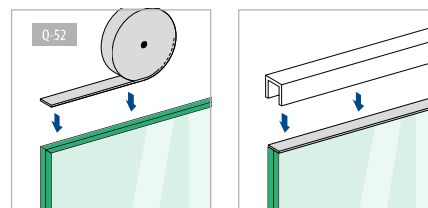
	Q	e	
19.1340.310.00	Q-24	310 ml = ca. 11,40 m	1



**Dobbelsidig tape**

	Q	W	L (m)	
19.1350.018.00	Q-52	19	66	1

Q-INFO MOD 1350



Tilbehør

Stell og vedlikehold



**Q-cleaner**

Beskyttelsesspray for rustfritt stål,  
konsentrert, uten drivgass.  
300 ml

	Q	e	
19.0601.000.00	Q-23	300 ml	1



**Q-ultra-clean**

Kjemisk rens for å fjerne urenheter  
og rustflekker fra rustfritt stål.  
Gjenoppbygger/forsegler overflaten på  
rustfritt stål.  
500 ml

	Q	e	
19.0610.000.00	Q-22	500 ml	1



**Scotch®-Brite**

Pussepad

	Q	
19.0640.000.00	Q-25	10



**Q-glass tex**

Glasskluter,  
100% Viskose, 33x37cm

	Q	
19.0660.000.00	Q-27	20



Bormal

	Q	Ø	M	
19.0718.442.00	Q-74	Ø 42,4	M5, M6, M8, M10	1
19.0718.448.00	Q-75	Ø 48,3	M5, M6, M8, M10	1



Skjære og gjengeolje

Konsentrert, uten drivgass.  
300 ml

	Q	Ø	
19.0714.001.00	Q-64	300 ml	1



Flow-drill sett

Standardsett inneholder:

- Verktøyholder MC2
- Spennhylse ER25
- Skrunøkkel
- C-nøkkel
- Flowdrill etter eget valg
- Smøremiddel til
- friksjonsboring
- Gjengeolje
- Messingpensel (for smøremiddel)
- Børstepensel (for gjengeolje)
- Gjengetapp

MOD 0717

	Q	M	
19.0717.005.00	Q-58	M5	1
19.0717.006.00	Q-59	M6	1
19.0717.008.00	Q-60	M8	1

Komplett sett



Bormal

(2x), på styreskinne

	Q	Ø	M	
19.0719.042.00	Q-76	Ø 42,4	M5, M6, M8, M10	1
19.0719.048.00	Q-77	Ø 48,3	M5, M6, M8, M10	1



Bor med stopper

for tre

	Q	Ø	
19.0708.015.00	Q-80	15	1



14-delers bor- og gjengesett

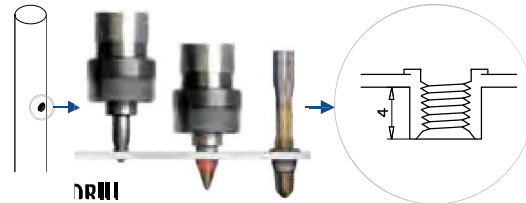
for rustfritt stål

	Q	Ø	
19.0714.000.00	Q-61	M3 - M12	1

Q-INFO MOD 0719



Q-INFO MOD 0717





Umbraco-sett

7 stk.

	Q (☐)	
19.0701.000.00	Q-2 Q-2,5 Q-3 Q-4 Q-5 Q-6 Q-8	1



Poptang

	Q	Ø	
19.0703.000.00	Q-29	M6, M8, M10	1



Plasthammer

	Q	
19.0704.000.00	Q-45	1



Verktøysett, 25-deler,  
6 skrutrekkere, 9 bits,  
9 sekskantnøkler



	Q	Q (☐)	
19.0720.000.14	Q-70	Q-1,5 Q-2 Q-2,5 Q-3 Q-4 Q-5 Q-6 Q-8 Q-10	1

Strammenøkkel



	Q	Ø	
19.0702.025.00	Q-30	25 - 28	1
19.0702.030.00	Q-31	30 - 32	1
19.0702.050.00	Q-32	45 - 50	1
19.0702.060.00	Q-33	58 - 62	1
19.0702.070.00	Q-51	68 - 75	1



Hakenøkkel

for Ø3mm hull, pin 2,9mm,  
avstand 15mm

	Q	
19.0705.315.00	Q-78	1



Wiresaks

	Ø	
14.7800.000.00	3,2	1

Q - Lights



Montasjetang

For Ø 2 mm hull, pin 4,0 mm,  
avstand 28 mm

	Q	
19.0706.002.00	Q-10	1

**Q-INFO MOD 0720**

Hvis rustfritt stål håndteres feil kan det oppstå utvendig rust. Dette vil resultere i synlige skader, begrenset funksjon, og i verste fall kan dette medføre betydelige sikkerhetsmangler, reklamasjoner og ytterligere kostnader. Ved å bruke spesialverktøy for rustfritt stål, forebygger man dannelse av utvendig rust. Verktøyet er behandlet på en slik måte at de tilfredsstillende samme herdekravene som vanlig verktøy.



Easy Glass® multiverktøy

MOD 6920

	Q	
19.6920.000.00	Q-71	1



Q-glass vakumløfter

2 sugekopper, løftekapasitet / løfteretning: 60kg, parallell

	Q	
19.0750.000.00	Q-28	1

International Design Model Protection



Løfteverktøy

	Q	
19.0751.000.00	Q-55	2



Hjelpeverktøy for glassmontasje

	Q	
19.0715.000.00	Q-56	2



	Q	Ø	
19.0709.000.35	Q-82	42,0 + 48,0	1



	Q	
19.0710.640.35	Q-81	1



	Q	
19.0710.042.12	Q-20	1
19.0710.048.12	Q-79	1

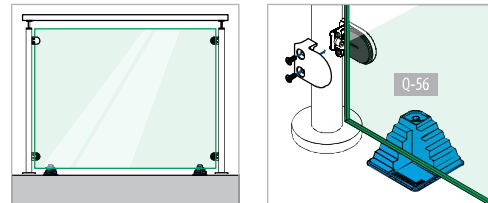
Q-INFO MOD 6920



Q-INFO MOD 0751



Q-INFO MOD 0715



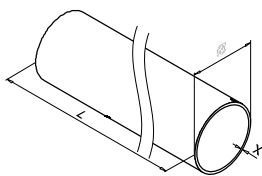






# Rør / Bolter





Ø 33,7 mm

304		
INDOOR	X	
13.8925.233.12	2,0	L = 2500 mm
13.0900.233.12	2,0	L = 5000 mm

Ø 38 mm

316		
OUTDOOR	X	
14.8930.138.12	1,5	L = 3000 mm

Ø 42,4 mm

304		
INDOOR	X	
13.8925.142.12	1,5	L = 2500 mm
13.0900.142.12	1,5	L = 5000 mm
13.8925.242.12	2,0	L = 2500 mm
13.0900.242.12	2,0	L = 5000 mm
13.8925.042.12	2,6	L = 2500 mm
13.0900.042.12	2,6	L = 5000 mm

316		
OUTDOOR	X	
14.0900.142.12	1,5	L = 5000 mm
14.8925.242.12	2,0	L = 2500 mm
14.0900.242.12	2,0	L = 5000 mm
14.8925.042.12	2,6	L = 2500 mm
14.0900.042.12	2,6	L = 5000 mm

Ø 48,3 mm

304		
INDOOR	X	
13.8925.248.12	2,0	L = 2500 mm
13.0900.248.12	2,0	L = 5000 mm
13.8925.048.12	2,6	L = 2500 mm
13.0900.048.12	2,6	L = 5000 mm

316		
OUTDOOR	X	
14.8925.248.12	2,0	L = 2500 mm
14.0900.248.12	2,0	L = 5000 mm
14.8925.048.12	2,6	L = 2500 mm
14.0900.048.12	2,6	L = 5000 mm

Ø 60,3 mm

304		
INDOOR	X	
13.8925.060.12	2,0	L = 2500 mm
13.0900.060.12	2,0	L = 5000 mm



## Q-INFO



## Spar tid og penger med Q-tube!

Q-tube rørene har mye lavere toleranser enn standard rør, Q-tube rørene passer derfor perfekt sammen med systemets øvrige deler, noe som igjen forenkler monteringen.

## Q-INFO

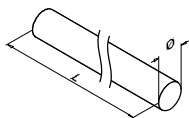
## MOD 8925 / 0900

## Basiskalkulasjon for rør

	Ø (mm)	A (cm <sup>2</sup> )	I <sub>x</sub> =I <sub>y</sub> (cm <sup>4</sup> )	W <sub>x</sub> =W <sub>y</sub> (cm <sup>3</sup> )	M (kg/m)	R <sub>m</sub> (kN/cm <sup>2</sup> )	R <sub>m</sub> (kN/cm <sup>2</sup> )
13.0900.233.12	33,7 x 2,0	1,99	2,51	1,49	1,56	23	54
13.8925.233.12	33,7 x 2,0	1,99	2,51	1,49	1,56	23	54
14.8930.138.12	38,0 x 1,5	1,72	2,87	1,51	1,35	24	53
13.0900.142.12	42,4 x 1,5	1,93	4,64	1,90	1,52	23	54
13.8925.142.12	42,4 x 1,5	1,93	4,64	1,90	1,52	23	54
14.0900.142.12	42,4 x 1,5	1,93	4,64	1,90	1,52	24	53
13.0900.242.12	42,4 x 2,0	2,53	5,19	2,44	1,98	23	54
13.8925.242.12	42,4 x 2,0	2,53	5,19	2,44	1,98	23	54
14.0900.242.12	42,4 x 2,0	2,53	5,19	2,44	1,98	24	53
14.8925.242.12	42,4 x 2,0	2,53	5,19	2,44	1,98	24	53
13.0900.042.12	42,4 x 2,6	3,25	6,46	3,04	2,55	23	54
13.8925.042.12	42,4 x 2,6	3,25	6,46	3,04	2,55	23	54
14.0900.042.12	42,4 x 2,6	3,25	6,46	3,04	2,55	24	53
14.8925.042.12	42,4 x 2,6	3,25	6,46	3,04	2,55	24	53
13.0900.248.12	48,3 x 2,0	2,90	7,80	3,23	2,28	23	54
13.8925.248.12	48,3 x 2,0	2,90	7,80	3,23	2,28	23	54
14.0900.248.12	48,3 x 2,0	2,90	7,80	3,23	2,28	24	53
14.8925.248.12	48,3 x 2,0	2,90	7,80	3,23	2,28	24	53
13.0900.048.12	48,3 x 2,6	3,73	9,78	4,04	2,93	23	54
13.8925.048.12	48,3 x 2,6	3,73	9,78	4,04	2,93	23	54
14.0900.048.12	48,3 x 2,6	3,73	9,78	4,04	2,93	24	53
14.8925.048.12	48,3 x 2,6	3,73	9,78	4,04	2,93	24	53
13.0900.060.12	60,3 x 2,0	3,66	15,58	5,17	2,87	23	54
13.8925.060.12	60,3 x 2,0	3,66	15,58	5,17	2,87	23	54

A = diameterflate  
I<sub>x</sub> / I<sub>y</sub> = flatepregningsmoment  
W<sub>x</sub> / W<sub>y</sub> = motstandsmoment

M = vekt  
R<sub>m</sub> = tillatt spenning  
R<sub>m</sub> = minimum strekkfasthet



Ø 10 mm

304		
INDOOR	Ø	L
13.8925.010.12	10	L = 2500 mm
13.0900.010.12	10	L = 5000 mm

Ø 12 mm

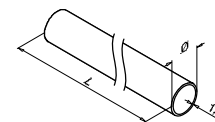
304		
INDOOR	Ø	L
13.8925.012.12	12	L = 2500 mm
13.0900.012.12	12	L = 5000 mm

316

OUTDOOR		
Ø	L	
14.8925.012.12	12	L = 2500 mm
14.0900.012.12	12	L = 5000 mm

Ø 14 mm

304		
INDOOR	Ø	L
13.8925.014.12	14	L = 2500 mm
13.0900.014.12	14	L = 5000 mm



Ø 12 mm

304		
INDOOR	Ø	L
13.8925.112.12	12	L = 2500 mm
13.0900.112.12	12	L = 5000 mm

Ø 14 mm

304		
INDOOR	Ø	L
13.8925.114.12	14	L = 2500 mm
13.0900.114.12	14	L = 5000 mm

Ø 16 mm

304		
INDOOR	Ø	L
13.8925.016.12	16	L = 2500 mm
13.0900.016.12	16	L = 5000 mm

316

OUTDOOR		
Ø	L	
14.8925.016.12	16	L = 2500 mm
14.0900.016.12	16	L = 5000 mm



## Q-INFO

## Basiskalkulasjon for bolt

	Ø (mm)	A (cm <sup>2</sup> )	I <sub>x</sub> =I <sub>y</sub> (cm <sup>4</sup> )	W <sub>x</sub> =W <sub>y</sub> (cm <sup>3</sup> )	M (kg/m)	R <sub>p0,2</sub> (kN/cm <sup>2</sup> )	R <sub>m</sub> (kN/cm <sup>2</sup> )
13.0900.010.12 / 13.8925.010.12	10	0,78	0,05	0,10	0,62	23	54
13.0900.012.12 / 13.8925.012.12	12	1,13	0,10	0,17	0,89	23	54
14.0900.012.12 / 14.8925.012.12	12	1,13	0,10	0,17	0,89	24	53
13.0900.014.12 / 13.8925.014.12	14	1,54	0,19	0,27	1,21	23	54

calculated by ONDRA

A = diameterflate  
 I<sub>x</sub> / I<sub>y</sub> = flaterghetsmoment  
 W<sub>x</sub> / W<sub>y</sub> = motstandsmoment  
 M = vekt  
 R<sub>p0,2</sub> = tillatt spenning  
 R<sub>m</sub> = minimum stekkefasthet


## Q-INFO

## Basiskalkulasjon for rør

	Ø (mm)	A (cm <sup>2</sup> )	I <sub>x</sub> =I <sub>y</sub> (cm <sup>4</sup> )	W <sub>x</sub> =W <sub>y</sub> (cm <sup>3</sup> )	M (kg/m)	R <sub>p0,2</sub> (kN/cm <sup>2</sup> )	R <sub>m</sub> (kN/cm <sup>2</sup> )
13.0900.012.12 / 13.8925.012.12	12 x 1,0	0,34	0,05	0,09	0,27	23	54
13.0900.014.12 / 13.8925.014.12	14 x 1,0	0,41	0,09	0,12	0,32	23	54
13.0900.016.12 / 13.8925.016.12	16 x 1,0	0,47	0,13	0,17	0,37	23	54
14.0900.016.12 / 14.8925.016.12	16 x 1,0	0,47	0,13	0,17	0,37	24	53

calculated by ONDRA

A = diameterflate  
 I<sub>x</sub> / I<sub>y</sub> = flaterghetsmoment  
 W<sub>x</sub> / W<sub>y</sub> = motstandsmoment  
 M = vekt  
 R<sub>p0,2</sub> = tillatt spenning  
 R<sub>m</sub> = minimum stekkefasthet

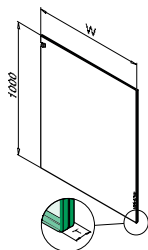




Glass



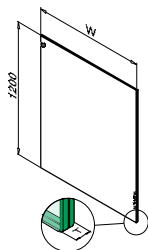
Q-glass er tilgjengelig direkte fra lager.



**MOD 10 - VSG (2x ESG)\* - H=1000 mm**



Glass	OUTDOOR	W	T
50.1001.082.00	100	16,76 (8 - 0,76 - 8)	
50.1002.082.00	200	16,76 (8 - 0,76 - 8)	
50.1003.082.00	300	16,76 (8 - 0,76 - 8)	
50.1004.082.00	400	16,76 (8 - 0,76 - 8)	
50.1005.082.00	500	16,76 (8 - 0,76 - 8)	
50.1006.082.00	600	16,76 (8 - 0,76 - 8)	
50.1007.082.00	700	16,76 (8 - 0,76 - 8)	
50.1008.082.00	800	16,76 (8 - 0,76 - 8)	
50.1009.082.00	900	16,76 (8 - 0,76 - 8)	
50.1009.582.00	950	16,76 (8 - 0,76 - 8)	
50.1010.082.00	1000	16,76 (8 - 0,76 - 8)	
50.1110.082.00	1100	16,76 (8 - 0,76 - 8)	
50.1210.082.00	1200	16,76 (8 - 0,76 - 8)	



**MOD 12 - VSG (2x ESG)\* - H=1200 mm**



Glass	OUTDOOR	W	T
50.1201.082.00	100	16,76 (8 - 0,76 - 8)	
50.1202.082.00	200	16,76 (8 - 0,76 - 8)	
50.1203.082.00	300	16,76 (8 - 0,76 - 8)	
50.1204.082.00	400	16,76 (8 - 0,76 - 8)	
50.1205.082.00	500	16,76 (8 - 0,76 - 8)	
50.1206.082.00	600	16,76 (8 - 0,76 - 8)	
50.1207.082.00	700	16,76 (8 - 0,76 - 8)	
50.1208.082.00	800	16,76 (8 - 0,76 - 8)	
50.1209.082.00	900	16,76 (8 - 0,76 - 8)	
50.1209.582.00	950	16,76 (8 - 0,76 - 8)	
50.1210.082.00	1000	16,76 (8 - 0,76 - 8)	



**MOD 11 - VSG (2x ESG)\* - H=1100 mm**

Glass	OUTDOOR	W	T
50.1101.082.00	100	16,76 (8 - 0,76 - 8)	
50.1102.082.00	200	16,76 (8 - 0,76 - 8)	
50.1103.082.00	300	16,76 (8 - 0,76 - 8)	
50.1104.082.00	400	16,76 (8 - 0,76 - 8)	
50.1105.082.00	500	16,76 (8 - 0,76 - 8)	
50.1106.082.00	600	16,76 (8 - 0,76 - 8)	
50.1107.082.00	700	16,76 (8 - 0,76 - 8)	
50.1108.082.00	800	16,76 (8 - 0,76 - 8)	
50.1109.082.00	900	16,76 (8 - 0,76 - 8)	
50.1109.582.00	950	16,76 (8 - 0,76 - 8)	
50.1110.082.00	1000	16,76 (8 - 0,76 - 8)	



\* VSG (2x ESG): Herdet/laminert glass

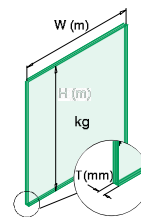
**Q-INFO Glass**

**Utregning**

$$H \text{ (m)} \times W \text{ (m)} \times 2,5 \times T_g \text{ (mm)} = \text{kg}$$

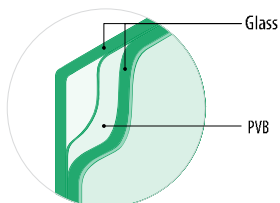
Eksempel

H	W	T	
1,1 m	1,0 m	16 mm	
1,1 x 1,0 x 2,5 x 16 =			kg



**Q-INFO**

VSG: Laminert glass



- Glatt
- Avrundet kant
- Polert
- Avrundede hjørner